BUDGET WORKSHEET FISCAL YEAR				Month			Dept.	Admin.	Comm	Admin.	comm	Admin.	Admin	
HART COUNTY GENERAL FUND		Actual	Actual	Actual	Project	Budget	Request	Rec.	Approve	Cuts fr.	cuts	Cuts fr.	rec % ovr	Board
EXPENSE SUMMARY		2019	2020	2021	2021	2021	2022	2022	2022	fr Reqest	Admin Rec	prior yr	Cuts	
General Government	10000	67,859	54,526	31,065	45,605	126,659	182,812	182,812	182,812	0	0	**44.3%**	56,153	**44.3%**
Executive (Board of Comm)	13000	358,389	367,441	253,672	385,508	391,336	#REF!	529,514	529,514	#REF!	138,178	**35.3%**	138,178	**35.3%**
Board of Elections	14200	92,311	161,330	117,366	147,225	106,524	148,375	135,444	135,444	(12,931)	0	**27.1%**	28,920	**27.1%**
Financial Administration	15100	55,928	55,928	70,331	80,000	80,000	80,000	80,000	80,000	0	0	**0.0%**	0	**0.0%**
Law	15300	5,208	77,813	44,775	67,162	40,000	40,000	40,000	40,000	0	0	**0.0%**	0	**0.0%**
Data Processing / Misc	15350	136,154	163,859	147,103	55,100	193,825	194,476	187,076	187,076	(7,400)	0	**-3.5%**	(6,749)	**-3.5%**
Tax Commissioner	15450	290,309	277,159	182,596	271,799	275,203	#REF!	300,015	300,015	#REF!	0	**9.0%**	24,813	**9.0%**
Tax Assessors	15500	526,473	517,491	339,161	498,342	550,341	#REF!	552,889	552,889	#REF!	0	**0.5%**	2,548	**0.5%**
Risk Management	15550	155,768	235,439	32,171	735	170,000	170,000	170,000	170,000	0	0	**0.0%**	0	**0.0%**
Gen Gov Bldgs	15650	142,724	174,975	88,166	147,743	131,950	133,950	133,950	133,950	0	0	**1.5%**	2,000	**1.5%**
General Administration fees	15950	5,241	5,127	5,127	5,127	5,304	5,304	5,304	5,304	0	0	**0.0%**	0	**0.0%**
Superior Court	21500	125,541	122,672	78,831	118,292	117,981	117,291	117,291		0	0	**-0.6%**	(690)	**-0.6%**
Clerk of Superior Court	21800	337,832	372,932	247,915	367,519	376,190	371,089	371,089	371,089	0	0	**-1.4%**	(5,101)	**-1.4%**
District Attorney	22000	32,932	29,878	26,172	34,188	41,788	61,282	61,282	61,282	0	0	**46.6%**	19,494	**46.6%**
Magistrate Court	24000	177,505	192,933	119,661	179,492	207,218	217,347	217,217	217,217	(131)	0	**4.8%**	9,998	**4.8%**
Probate Court	24500	239,751	251,320	148,191	211,247	280,484	#REF!	276,484	276,484	#REF!	0	**-1.4%**	(4,000)	**-1.4%**
Juvenile Court	26000	40,160	31,287	24,272	36,409	63,200	61,000	61,000	61,000	0	0	**-3.5%**	(2,200)	**-3.5%**
Grand Jury	27000	36,417	13,999	11,681	17,126	40,000	40,000	40,000	40,000	0	0	**0.0%**	0	**0.0%**
Law Library	27500	1,838	2,254	950	0	2,000	2,000	2,000	2,000	0		**0.0%**	0	**0.0%**
Public Defender	28000	82,925	82,116	48,225	72,338	82,672	86,900	86,900	86,900	0	0	**5.1%**	0	**5.1%**
Board of Equalization	28100	13,503	7,396	6,573	9,860	10,319	10,425	10,425	10,425	0	0	**1.0%**	106	**1.0%**
Sheriff	33000	2,417,797	2,489,790	1,538,074	2,367,456	2,669,879	#REF!	2,742,898	2,742,898	#REF!	0	**2.7%**	73,019	**2.7%**
Jail operations	33260	1,578,436	1,585,910	880,796	1,330,295	1,673,308	#REF!	1,824,981	1,824,981	#REF!	0	**9.1%**	151,672	**9.1%**
Adult Corrections	34200	2,472	21,173	11,770	269	41,650	41,650	41,650	41,650	0	0	**0.0%**	0	**0.0%**
EMS	36000	2,341,421	2,656,723	1,806,745	2,444,638	2,788,593	#REF!	2,708,013	2,708,013	#REF!	0	**-2.9%**	(80,580)	**-2.9%**
Coroner	37000	22,909	42,243	16,981	25,472	34,764	37,605	37,605	37,605	0	0	**8.2%**	2,841	**8.2%**
E911	38100	43,531	0	35,172	46,565	50,964	#REF!	52,312	52,312	#REF!	0	**2.6%**	1,348	**2.6%**
GIS	38200	10,894	4,034	3,215	4,822	19,276	19,276	19,276		0	0	**0.0%**	0	**0.0%**
Animal Control	39100	91,819	95,280	84,323	95,543	109,985	134,059	134,059	134,059	0	24,074	**21.9%**	24,074	**21.9%**
Emergency Management	39200	69,210	25,267	16,351	24,526	34,112	34,808	34,808	34,808	0	0	**2.0%**	695	**2.0%**
Public Works- ON HOLD SINC	41000	1,175	11,372	10,491	15,737	20,000	20,000	20,000		0	0	**0.0%**	0	**0.0%**
Highways & Streets	42000	497,771	793,283	799,967	1,201,591	946,505	#REF!	931,027	931,027	#REF!	0	**-1.6%**	(15,478)	**-1.6%**
Maintenance Shop	49000	565,513	490,086	320,714	481,071	654,068	#REF!	650,559	650,559	#REF!	0	**-0.5%**	(3,509)	**-0.5%**
Health Dept	51000	82,111	84,282	54,355	81,533	83,100	83,100	83,100	83,100	0	0	**0.0%**	0	**0.0%**
Welfare/DFACS	54000	30,900	30,900	15,450	23,100	23,100	25,080	25,080	25,080	0	0	**8.6%**	1,980	**8.6%**
Senior Center	55200	102,479	119,643	58,943	88,415	145,734	144,874	144,874	144,874	0	0	**-0.6%**	(861)	**-0.6%**
Transit Services	55400	124,096	115,861	82,129	122,468	137,642	135,451	135,451	135,451	0	0	**-1.6%**	(2,192)	**-1.6%**
Recreation	61000	310,297	381,008	192,294	310,297	354,423	571,902	370,189	370,189	(201,713)	0	**4.4%**	15,766	**4.4%**
Library Administration	65100	77,000	77,000	57,750	77,000	77,000	90,000	77,000	77,000	(13,000)	0	**0.0%**	0	**0.0%**
Agricultural Resources	71300	79,485	93,829	45,324	67,622	95,755	97,691	97,691	97,691	0	0	**2.0%**	1,936	**2.0%**
Economic Dev & Assistance	75000	55,704	57,936	31,835	70,248	67,295	216,909	66,425	66,425	(150,484)	0	**-1.3%**	(870)	**-1.3%**
Airport Authority	75630	3,500	3,500	2,625	3,500	3,500	10,000	8,500	8,500	(1,500)	8,500	**142.9%**	0	**142.9%**
Community Action Programs	76300	0	0	0	100	100	100	100	0	0	0	**0.0%**	0	**0.0%**
Literacy Center	76400	14,025	14,327	6,434	9,651	11,150	13,650	13,650	13,650	0	0	**22.4%**	2,500	**22.4%**
Other Financing Uses	90000	287,147	157,932	241,037	100,000	133,420	150,484	133,420	133,420	(17,064)		**0.0%**	0	**0.0%**
	Audit Adj	752,931	-54,321											
TOTAL		**12,487,389**	**12,439,526**	**8,336,780**	**11,742,736**	**13,468,319**	**#REF!**	**13,913,357**	**13,756,690**	**#REF!**	**170,752**	**3.3%**	**435,810**	**3.3%**
		10.25%		5,576,577	2,170,621		#REF!	1,425,968						**3.2%**
								3.2%					32%	
							budget rev.:	13,913,357	13,913,357	13,913,357				
							budgeted deficit:	0	#REF!					
					major one time capital in budget:									
					Total Budgeted O&M Deficit:			0						

Number	Department Name	
10000	General Government	
13000	Executive (Board of Comm)	
14200	Board of Elections	
15100	Finanicial Administration	
15300	Law	
15350	Data Processing / Misc	
15450	Tax Commissioner	
15500	Tax Assessors	
15550	Risk Management	
15650	Gen Gov Bldgs	
15950	General Administration fees	
21500	Superior Court	
21800	Clerk of Superior Court	
22000	District Attorney	
24000	Magistrate Court	
24500	Probate Court	
26000	Juvenile Court	
27000	Grand Jury	
28000	Public Defender	
28100	Board of Equalization	
33000	Sheriff	
33260	Jail operations	
34200	Adult Corrections	
36000	EMS	
37000	Coroner	
38100	E911 Addressing	
38200	GIS	
39100	Animal Shelter	
39200	Emergency Management	
41000	Public Works	
42000	Highways & Streets	
49000	Maintenance Shop	
51000	Health Dept	
54000	Welfare/DFACS	
55200	Senior Center	
55400	Transit	
61000	Recreation	
65100	Library Administration	
71300	Agricultural Resources	
75000	Economic Dev & Assistance	
75630	Airport Authority	
76300	Community Action Programs	
76400	Adult Basic Education (Lit. Ct	
90000	Other Financing Uses	

BUDGET WORKSHEET FISCAL YEAR				8					Comm.	%
HART COUNTY GENERAL FUND	100	Actual	Actual	To Date	Projected	Budget	Projected-	Admin.	Approved	Change
REVENUES SUMMARY		2019	2020	2021	2021	2021	under budget	2022	2022	14-15
Real & Person. Current Year	31.1100	5,441,827	5,574,996	3,113,757	5,733,272	5,700,000	33,272	5,990,000		**5%**
Real Property Public Utility	31.1110			2,619,515			-			
Timber--Current Year	31.1120	3,825	2,435	294	442		442			**#DIV/0!**
2009, 2010, 2011 Final Billing R & P	31.1150				0		-			
Ad Velorum EMS	31.1192	486,108	494,980	531,093	531,093	490,000	41,093	535,000		
Real & Person. Prior Year	31.1200	158,758	100,518	91,394	114,243	120,000	(5,757)	115,000		**-4%**
Assessment Penalty	31.1240	560	33	39	59		59			**#DIV/0!**
Motor Vehicle- Current Year	31.1310	99,154	81,488	51,095	76,643	90,000	(13,357)	70,000		**-22%**
Vehicle Title Fee (to replace ad v tax)	31.1315	939,592	1,142,251	851,641	1,277,461	750,000	527,461	900,000		**20%**
Mobile Home- Current Year	31.1320	51,180	47,540	47,900	71,850	60,000	11,850	60,000		**0%**
Intangibles Reg & record	31.1340	156,402	183,039	154,709	232,063	125,000	107,063	150,000		**20%**
Railroad Equipment	31.1350	3425	3816		2,450	2,500	(50)	2,400		**-4%**
sun.tax ad fees	31.1389	4,980	2,430	3,900	5,850	6,000	(150)	4,000		**-33%**
Other Revenues	31.1390	9,799	7,162	3,066	4,599		4,599			**#DIV/0!**
Mail Fees	31.1391	4,623	1,656	1,719	2,579	6,000	(3,422)	2,000		**-67%**
Return Check Fees	31.1395	180	330	240	360		360			**#DIV/0!**
Bank Account Interest	31.1396	1,070	894	1,368	2,053	800	1,253	1,000		**25%**
Commissions	31.1397	325,333	328,042	345,817	518,726	320,000	198,726	400,000		**25%**
Tag & Title Agents fee	31.1398	60,114	77,953	51,555	77,333	45,000	32,333	60,000		**33%**
Property not on digest	31.1500	8,007	8,965	9,207	13,810	10,000	3,810	10,000		**0%**
Real Estate Transfer Fee	31.1600	46,017	65,470	53,104	79,656	35,000	44,656	60,000		**71%**
Comcast Cable Franchise Fee	31.1751		22,743	11,641	17,461	30,000	(12,539)	20,000		**-33%**
Truvista Franchise Fee (depot also)	31.1752	590	496	372	557		557			**#DIV/0!**
Hart Cable Franchise Fee	31.1754	106,202	106,427	53,195	79,792	100,000	(20,208)	100,000		**0%**
LOST	31.3100	2,682,496	2,778,667	1,823,556	2,735,334	2,260,000	475,334	3,053,546		**35%**
Hotel/Motel Tax	31.4100	21,313	25,815	14,435	21,652	12,000	9,652	20,000		**67%**
Alchohol Excise Tax	31.4200	84,933	85,010	49,744	74,615	65,000	9,615	70,000		**8%**
Financial Institutions Tax	31.6300	40,483	42,210	38,888	58,332	40,000	18,332	40,000		**0%**
Penalties Deliquent Property	31.9110	26,517	20,822	23,394	35,091	26,000	9,091	30,000		**15%**
Penalties Deliquent Personal	31.9120				0		-			**#DIV/0!**
Pen-Deli taxes/real property	31.9121	79,253	65,330	52,421	78,631	50,000	28,631	50,000		**0%**
Penalties & Interest-FIFA	31.9500	1,255	5,834	6,016	9,024		9,024			**#DIV/0!**
Alcohol Beverage Lic. Fee	32.1100	11,700	8,900	9,750	14,625	12,000	2,625	10,000		**-17%**
Addressing signs	32.2201	2,330	3,240	1,620	2,430					**#DIV/0!**
addressing fee	32.2202	4,935	7,420	9,745	14,618	3,000	11,618	5,000		**67%**

BUDGET WORKSHEET FISCAL YEAR				8					Comm.	%
HART COUNTY GENERAL FUND	100	Actual	Actual	To Date	Projected	Budget	Projected-	Admin.	Approved	Change
REVENUES SUMMARY		2019	2020	2021	2021	2021	under budget	2022	2022	14-15
Fire Arm Permits	32.2910	8,048	4,759	5,643	8,465	3,500	4,965	5,000		**43%**
Mobile Home Permit Fee	32.2940	4,500	5,000	3,300	4,950	4,500	450	4,500		**0%**
Building Permit Fee	32.3100	7,600	8,675	7,075	10,613	8,000	2,613	8,000		**0%**
Late Tag Penalty	32.4300	18,997			0	25,000	(25,000)			**-100%**
Transit System DOT Grant 5311	33.1260	44,576	44,644	81,737	122,605	48,000	74,605	73,000		**52%**
Cares / COVID 19	33.1265		1,077,786	14,786	22,180					
Federal Payment in Lieu of Taxes	33.3000	55,502	56,704		56,704	55,000	1,704	55,000		**0%**
Legacy Links Grant	33.3010	52,736	27,003	9,003	20,246	50,000	(29,754)	50,000		**0%**
Flood Control Grant	33.3310	36,886	4,256		0	20,000	(20,000)	20,000		**0%**
2020 Voting Grant	33.4117		1,668							
DHR Aging Grant	33.4125					5,000	(5,000)			**-100%**
EMA State Grant	33.4215	8,388	8,388	8,388	8,388	8,500	(112)	8,400		**-1%**
Bond Adm / Sheriff	34.1110	13,130	10,625	5,445		10,000	(10,000)	10,000		**0%**
Planning & Dev Fee/chgs	34.1300				0		-			**#DIV/0!**
Kofile Scanning / Clk Ct	34.1390	461	700	248		500	(500)	500		
Real Estate Deed Images Fee	34.1391	15,755	18,887	59,351	89,026	12,000	77,026	50,000		**317%**
Probate Birth/Death Cert	34.1392	32,108	23,564	19,372	29,058	11,000	18,058	20,000		**82%**
Elections Qualifying Fee	34.1910	1,139	8,557		8,557		8,557			
Sale of Maps	34.1930	30		6			-			**#DIV/0!**
Copies Fee	34.1935	1			0		-			**#DIV/0!**
Prisoner Housing Fee	34.2330	510	7,750	13,440	1,000		1,000			**#DIV/0!**
Inmate Social Security	34.2335	3,200					-			**#DIV/0!**
Ambulance Fees	34.2600	1,157,237	1,062,737	753,328	1,129,992	1,150,000	(20,008)	1,150,000		**0%**
Ambulance Fees "Receivables"	34.2620				0		-			
Sheriff Office Fees	34.2910	22,431	25,175	12,558	18,837	20,000	(1,163)	20,000		**0%**
Scrap Metal Registration	34.2915	800	600		0		-			
Structure moving escort	34.2920	1000			0		-			
Transit Passenger Fees	34.5510	5,128	5,994	5,033	7,550	4,000	3,550	5,000		**25%**
Transit Passenger Fees-AVITA	34.5520	11,598	5,656	2,549	3,824	9,000	(5,177)	5,000		
Transit Passenger Fees-DHS	34.5525	21,502	7,876	6,315	9,473	24,000	(14,528)	9,000		
Rec Building Use Rent	34.7210	2,725	2,405	1,035	1,553		1,553			**#DIV/0!**
Rec Tournament Fees	34.7212		1,600	350	525		525			**#DIV/0!**
Rec Gate Fees	34.7310	10,138	4,584	11,558	17,336	6,500	10,836	6,500		**0%**
Adult Softball Entry Fee	34.7315		2,700							
Rec-Cheerleading and Football Signup Fees	34.7510	8,320	9,860		0	1,000	(1,000)	1,000		**0%**

BUDGET WORKSHEET FISCAL YEAR				**8**					Comm.	%
HART COUNTY GENERAL FUND	100	Actual	Actual	To Date	Projected	Budget	Projected-	Admin.	Approved	Change
REVENUES SUMMARY		2019	2020	2021	2021	2021	under budget	2022	2022	14-15
Photography	34.7515	904	618		0	1,000	(1,000)	1,000		**0%**
Rec-Basketball Sign up fees	34.7520	5,745	4,485	5,350	8,025	5,000	3,025	5,000		**0%**
Rec concessions income	34.7910	3,560	2,386		0	3,000	(3,000)	3,000		**0%**
Rec Basketball Sponsors	34.7920	450	385		0	500	(500)	500		**0%**
Rec Football Sponsors	34.7930	1,650			0	600	(600)	600		**0%**
Restitutions	34.1050	150		585	877					
Superior Court Fines	35.1110	198,189	170,677	135,599	203,399	150,000	53,399	150,000		**0%**
Magistrate Court Fines	35.1130	73,310	57,706	33,827	50,740	70,000	(19,260)	51,000		**-27%**
Probate Court Fines	35.1150	322,124	280,174	188,863	283,294	260,000	23,294	261,021		**0%**
Probation fees	35.1410	12,702	11,670	8,760	13,140	6,000	7,140	10,000		**67%**
Interest (General)	36.1000	291	300	507	761		761			**#DIV/0!**
Interest Pinnacle	36.1105	73	67	42	63		63			
GF Investment Interest\	36.1110	114,574	63,598	1,815	2,722	10,000	(7,278)	10,000		**0%**
Investment 1% LOST	36.1120	26,724			0		-			**#DIV/0!**
Workman's Comp Dividend	37.1105	31,085	26,651	36,527	26,651		26,651			
EMS Donations	37.1120			400	1,227		1,227			
Senior Center Donations	37.1130	823	1,830	1,725	2,588		2,588			
Rec Dept Donations	37.1140		3645		0		-			
Playground Phase II Donations	37.1141	33,760								
Reimb. For Damaged Property	38.3000	3,338								
Misc Revenues	38.9000	24,864	78,916	18,198	27,297	10,000	17,297	20,000		**100%**
Snr Center Medicaid Reimbursements	38.9001	8,526	16,008	6,322	9,483	7,000	2,483	7,000		
Energy Efficiency	38.9003				0		-			
Rebate BCBS 2017	38.9004									
NACO Rx Reimbursement	38.9005	332	110	77	116		116			
Hartwell Animal Control Reimbursement	38.9008	14,460	11,124	12,664	18,996	12,000	6,996	19,000		
SHERIFF BODY CAMERAS	38.9009				0		-			
DFACs Building Admin Reimbursement	38.9011	9,195	6,233		0		-			
DFACs Property Insurance Reimbursement	38.9012	1,700	1,700		0	1,500	(1,500)			
P.A.S.S. Training	38.9013				0		-			
Snr. Center Meals Income	38.9020	742	200		0		-			
Senior Center Fund Raising Revenues	38.9021				0					
Senior center rental	38.9022	3,225	1,566		0		-			
Cade Street Rental	38.9025				0					
Security BOE	38.9030	114,888	143,610	57,444	86,166	114,890	(28,724)	114,890		

BUDGET WORKSHEET FISCAL YEAR				8					Comm.	%
HART COUNTY GENERAL FUND	100	Actual	Actual	To Date	Projected	Budget	Projected-	Admin.	Approved	Change
REVENUES SUMMARY		2019	2020	2021	2021	2021	under budget	2022	2022	14-15
City election	38.9035	4,510	3,557		0		-			
BOE Election	38.9036	4,612			0		-			
Bowersville election	38.9037	95	4,309		0		-			
FICA/Exp / Tax Comm	38.9052	3,125	2,811							
Detention center fuel charge	38.9053	209			0		-			**#DIV/0!**
WSUA Ultils & misc	38.9055				0		-			**#DIV/0!**
Oglethorpe County DA reimbursement	38.9057	1,454			0		-			**#DIV/0!**
Madison County Judicial Reimbursment	38.9058				0		-			**#DIV/0!**
Oglethorpe County Judicial Reimbursment	38.9059	1,555			0		-			**#DIV/0!**
special reimbursement (w/c)	38.9061		28,643		0		-			**#DIV/0!**
City Mega Ramp Reimbursement	38.9063	2,639	6,902		0	1,500	(1,500)	1,500		
Ins. Claims	38.9090			25,081						
Ambulance	38.9097				0		-			
Tractor & Mower	38.9098				0		-			
FY16 Lightning Jail	38.9099				0		-			
FY16 Lightning FD	38.9101				0		-			
coast Rx Reimbursement	39.9006				0		-			
Op. Trans Out	61.1000				0		-			
Penalties & Interest-FIFA 9-13					0		-			
Storm grant					95,000		95,000			
Banfield Char Trust					0		-			
Liability Ins Reimb	38.9090	83,300			0		-			
patrol car reimb					0		-			
SO ins reimb					0		-			
Cap leases	39.3500				0		-			**#DIV/0!**
911 center ins reimb					0		-			
AR est or Audit Match		23,631	592,005		0		-			
TOTAL		**13,539,922**	**15,256,947**	**11,580,497**	**14,288,129**	**12,486,790**	**1,775,852**	**13,913,357**	**0**	**#REF!**
Revenue Growth		$ 1,148,525	$ 1,717,025	$ 300	$ 3,255,876	$ 1,454,537		$ (374,772)	$ (12,486,790)	
Expenses		$ 12,847,389	$ 12,439,526	$ 3,000	$ 8,336,780	11,742,736		13,913,357		
Fund Balance Transfer		692,533	2,817,421		$ 5,951,349	$ 744,054		$ (0)		

BUDGET WORKSHEET FISCAL YEAR												
HART COUNTY GENERAL FUND												
General Government 100.10000					**8**						Budget	
					Month			Depart.	Admin.	Comm.	Percent	
	Act	Actual	Actual	Actual	Actual	Project	Budget	Req. Dept	Adm. Rec.	BOC App.	Change	
EXPENDITURES/EXPENSES		2018	2019	2020	2021	2021	2021	2022	2022	2022		REMARKS
Drug & Alcohol Counseling	52.1205					0	0	0	0	0		
Auditor	52.1240	**170**										
Airport Audit	52.1248				575							
Medical services	52.1260	160	12	313	160	240	500	500	500	500	0.00%	
P.A.S.S. Training	52.1271					0	200	200	200	200	0.00%	
IBM (AS400)	52.1302					0					#DIV/0!	
Douglas Software	52.1305					0					#DIV/0!	
Municode (internet code of ord)	52.1309					0					#DIV/0!	
TBS	52.1310					0					#DIV/0!	
GBI / Alchol/Liquor Lic	52.1011				87						#DIV/0!	
Capital Data	52.1312					0					#DIV/0!	
Athens Digital	52.1316	1065	676	732	58	86	1,500	1,500	1,500	1,500	0.00%	
Web Site Services	52.1319			40		0					#DIV/0!	
outside labor	52.2206		731	493		0	300	300	300	300	0.00%	
Telephone	52.3200	3,252	3,741	3,717	6,592	9,888	5,000	5,000	5,000	5,000	0.00%	
Postage	52.3210	1400	1459	1571	1,867	2,800	1,500	1,500	1,500	1,500	0.00%	
Advertising	52.3300	2757	2557	1972	3,038	4,557	2,500	2,500	2,500	2,500	0.00%	
Travel/lodging	52.3500					0					#DIV/0!	
Dues Membership	52.3602										#DIV/0!	
Educ/Training	52.3700					0					#DIV/0!	
Addressing signs	53.1110	1,791	2,130	2,595	2,325	3,488	2,000	2,000	2,000	2,000	0.00%	
Misc supplies	53.1704	823	781	440	577	865	750	750	750	750	0.00%	
Office supplies	53.1710	7213	5918	5481	5,438	8,157	6,000	6,000	6,000	6,000	0.00%	
COVID 19	53.1721			18,660	5,083	7,624					#DIV/0!	
meeting room cushions	53.1729					0					#DIV/0!	
Maint / Buildings and Grounds	53.1720					0					#DIV/0!	
Part/repair	53.1750	1,411	2,104	2,629	1,225	1,838	2,000	2,000	2,000	2,000	0.00%	
Elections Board Startup	53.1758					0					#DIV/0!	
Oil/petroleum	53.1760	169	174	268	190	285	150	150	150	150	0.00%	
Bowersville FD Lightning	53.1766										#DIV/0!	
Tires/tubes	53.1770	1,599	510	333	992	1,489	500	500	500	500	0.00%	
batteries	53.1780		280	195	111	166	200	200	200	200	0.00%	
Gasoline	53.1790	1,806	4,006	3,337	2,749	4,123	4,500	4,500	4,500	4,500	0.00%	
Diesel	53.1800	72	151	169		0	150	150	150	150	0.00%	
						0					#DIV/0!	
Contingencies	57.9000	13,646	43,005	5,458		0	98,909	155,062	155,062	155,062	36.21%	
CDBG Grant Admin						0						

General Government 100.10000					8						Budget	
					Month			Depart.	Admin.	Comm.	Percent	
	Act	Actual	Actual	Actual	Actual	Project	Budget	Req. Dept	Adm. Rec.	BOC App.	Change	
EXPENDITURES/EXPENSES		2018	2019	2020	2021	2021	2021	2022	2022	2022		REMARKS
Aduit adjustment				5,303.16								
TOTAL		**36,271**	**67,859**	**54,526**	**31,065**	**45,605**	**126,659**	**182,812**	**182,812**	**182,812**	**30.72%**	30.72%
						Admin. Cuts fr. dpt. Req.			$ -			
						Admin. Cuts fr. Prior year bud.			$ 56,153			
						Board Cuts			$ -			176,064

BUDGET WORKSHEET FISCAL YEAR												
HART COUNTY GENERAL FUND												
Executive (Board of Comm) 100.13000					**8**						Budget	
4.5					Month			Depart.	Admin.	Comm.	Percent	
		Actual	Actual	Actual	Actual	Project	Budget	Req. Dept	Adm. Rec.	BOC App.	Change	
EXPENDITURES/EXPENSES		2018	2019	2020	2021	2021	2021	2022	2022	2022		REMARKS
Wages	51.1100	286,148	291,423	299,523	208,311	312,466	314,677	424,971	424,971	424,971	35.05%	Note1
Part Time Wages	51.1105											
Overtime	51.1300											
PTO Buyout	51.1136					0						
Temporary Employees (cola)	51.1200					0						
Insurance	51.2100	19,244	22,693	23,365	15,716	23,574	25,724	#REF!	44,683	44,683	73.70%	Note1
Insurance/dependent	51.2110			-185		0					#DIV/0!	
Group Insurance ACA Fees	51.2111	3				0					#DIV/0!	
FICA	51.2200	22,471	22,611	22,835	15,867	23,801	23,486	32,510	32,510	32,510	38.43%	Note1
Retirement	51.2400	7,073	6,982	8,305	6,119	9,179	8,500	9,600	9,600	9,600	12.94%	
Workers Comp Insurance	51.2700	1,550	1,166	1,300	2,231	3,347	2,200	3,000	3,000	3,000	36.36%	
Telephone	52.3200	1,820	2,046	1,902	2,288	3,432	2,000				-100.00%	
Postage	52.3210	57	87	165	55	83	150	150	150	150	0.00%	
Travel/lodging	52.3500	8,163	5,548	441		0	6,000	6,000	6,000	6,000	0.00%	
Dues	52.3602	45	20		1,973	2,960					#DIV/0!	
Education/training	52.3700	3,445	4,295	735		5,000	5,000	5,000	5,000	5,000	0.00%	
RDC Meal	53.1323					0	2,500	2,500	2,500	2,500	0.00%	
Misc. supplies	53.1704				112	168					#DIV/0!	
Office supplies	53.1710	942	1,173	1,218	1,000	1,499	1,100	1,100	1,100	1,100	0.00%	
Gasoline	53.1790										#DIV/0!	
Audit Adjustment		0	345	7,836							#DIV/0!	
TOTAL		**350,959**	**358,389**	**367,441**	**253,672**	**385,508**	**391,336**	**#REF!**	**529,514**	**529,514**	35.31%	26.10%
						5,828	Admin. Cuts fr. dpt. Rec		#REF!			
							Admin. Cuts fr. Prior ye		$ 138,178			
							Board Cuts		$ -			
Note1: added two administrative positions												

BUDGET WORKSHEET FISCAL YEAR																
HART COUNTY GENERAL FUND																
Board of Elections 14200								**8**						Budget		
1								Month			Depart.	Admin.	Comm.	Percent		
	Act	Actual	Actual	Actual	Actual	Actual	Actual	Actual	Project	Budget	Req. Dept	Adm. Rec.	BOC App	Change		
EXPENDITURES/EXPENSES		2015	2016	2017	2018	2019	2020	2021	2021	2021	2022	2022	2022		REMARKS	
Wages Full Time	51.1100	25,930	34,313	35,336	36,754	37,484	39,098	25,858	38,786	41,063	42,619	42,619	42,619	4%		
Wages Part Time Employee	51.1105					1,303					13,000	10,754	10,754			
Poll Workers Runoff DEC	51.1106						150									
Poll Workers NOV Gen 22 Primary& 21Mur	51.1112						9,360	2,798		6,750	10,538	7,224	7,224	7%	Note 1	
Poll Workers January 21	51.1115															
Board General Election Wages	51.1121				1,600			3,206		900				#DIV/0!		
Board of Elections Wages 22 Primary	51.1123		1,600			514			0	1,200				#DIV/0!		
Board of Elections Wages Nov Muni	51.1124		642				245	283	424	900				#DIV/0!		
Temp Wages Labor 2 Elections	51.1125		445					2,051	3,076	850	1,440	960	960	11%	Note 1	
Board of Elections Wages Nov. General	51.1126		3,350	3,347					0					#DIV/0!		
Temp Wages 22 Primary AB Clerks	51.1127		3,665		3,984	9,423	2,709	5,164	7,746	3,600	3,600	2,880	2,880	-25%	Note 1,2	
Board of Elections Wages Base	51.1128	8,368	5,042	3,524	2,874	7,980	9,973	4,357	8,025	7,020	9,120	9,120	9,120	23%		
Temp AV, Nov 21 Muni	51.1129						2,989	19		240	5,232	4,320	4,320	94%	Note 1,2	
Temp AV, Mar 20 PPP	51.1130															
Temp Wages Jan 21 AV	51.1131		2,480		4,260		3,302		0						Note 2	
Temp Wages June 20 GP Run off	51.1132		4,140						0							
Temp Dec 20 GP Runoff	51.1135														Note 1	
PTO Buyout	51.1136	384	394						0							
Temp Advanced Early Voting 22 Primary	51.1137						24,470	33,964	10,760	4,500	11,437	9,792	9,792	54%		
Overtime	51.1300		246					2,849	4,274	2,370				#DIV/0!		
Health Insurance	51.2100	1,579	6,232	6,822	7,628	10,379	9,801	6,620	9,930	10,290	10,290	10,290	10,290	0%		
Group Insurance ACA Fees	51.2111	57	159	42	1				0							
FICA	51.2200	2,754	3,869	3,369	3,962	4,518	5,647	5,291	7,936	5,446	7,419	6,707	6,707	19%	Note 1,2	
Retirement	51.2400		128	529	666	856	1,003	608	912	1,200	1,300	1,300	1,300	8%		
Workmans Comp Insurance	51.2700		200	378	214	300	257		0	240	300	300	300	25%		
Attorney	52.1210	1,186	29				79		0							
City of Hartwell Election	52.1254		-						0							
MAINT/EASY VOTE Software	52.1347		1,195	750	750	750	750		750	750	750	750	750	0%		
Voting Machine Maintenance / Batteries	52.2220	2,278	175						0		1,000	1,000	1,000	100%		
Telephone	52.3200	345	1,072	954	1,137	993	2,705	2,236	3,354	1300	3,400	2700	2700	52%		
Postage	52.3210		609	884	438	1,696	1,100	3,938	5,906	2,000	4,000	3,000	3,000	33%		
Advertising	52.3300	162	91	100	810	676	190	250	375	250	1100	500	500			
Travel/Lodging	52.3500	2,745	1,129	2,255	926	2,220	3,497	1,636	3,078	2,200	2,500	2,500	2,500	12%		
Dues	52.3602	85	90	85		180	180		0	180	180	180	180	0%		
Education/Training	52.3700	1,785	1,437	1,750	90	1,350	2,110		0	2,000	2,200	2,200	2,200			
Poll Workers Nov. General Election	52.3854		4,886	7,489	6,648	14,321	3,164	894	1,342							
POLL WORKERS May 20	52.3855		3,960		6,116	643	1,881	842	1,263					#DIV/0!		
Poll workers June 20	52.3856		2,781	110					0							
Poll workers Run off	52.3857															
Poll Rental	52.3901		1,750	1,500	4,500	3,500	3,000	3,000	1,500	1,500	1,500	1,500	1,500	0%		
PURCHASED SVC PRIMARY	52.3902		1,250						0							
PURCHASED SVC RUNOFF	52.3903		1,500													

Voting Machine Equipment	53.1225		67	653					0							
Copier	53.1226	2,746	89	267	356	267	455	139	208	375	450	450	450	17%		
EASY VOTE MACHINE	53.1227		750						0							
Ballots	53.1228		4,292		3,044	1,295	4,842	7,373	11,060	5,000	7,000	7,000	7,000	29%		
Office supplies	53.1710	1,553	2,784	860	991	949	1,913	2,243	3,364	1,500	2,000	2,000	2,000	25%		
2020 Voting Grant General	53.1711						2,692		2,168							
2020 Voting Security / ADA	53.1712						13,819		13,275							
Maint Bldgs and Grounds	53.1720		193						0	400	1,000	400	400	0%		
Election Board Startup	53.1758		8,458													
Postage and Supplies for Elections 1,2	53.1759		2,129	2,301	1,384	1,242	8,859	1,749	7,714	2,500	5,000	5,000	5,000	50%	Note 1,2	
Fireproof Cabinets	53.1768		600													
Easy Vote System		4,036							0							
Startup Costs		8,179							0							
Audit Adjustments				5,539		33,314	1,089									
TOTAL		**71,083**	**108,670**	**78,844**	**92,311**	**136,154**	**161,330**	**117,366**	**147,225**	**106,524**	**148,375**	**135,444**	**135,444**	21%	21.35%	
															-9%	
									Admin. Cuts fr. dpt. Req.			$ (12,931)			Than 2020	
									Admin. Cuts fr. Prior year bud.			$ 28,920				
									Board Cuts			$ -				
Note 1: They are requesting different hourly rates $10.25 / 9.75 / 9.00 for poll personnel my figures are based on $7.50 /hr																
Note 2: There is no clearcut indication that there will be a runoff needed in Jan 2021. If at the time it becomes clear that there will be, budget will be ammended at that time																
Does not include any possible runoff elections																
All muni costs will be charged to cities						6,773										
Line 10 MUNI---21hrs---2 M@10.25, 4 AM@9.75, 4 Clerks@9 $2006					2,363	1,575	10 people		10	21	1,680	105				
Line 10 PRIMARY---21hrs---7 M @10.25, 14 AM @9.75, 22 Clerks@9.00 $8532						5,198	33 people?		33	21	5,544	347				
Line 15---20hrs for Primary plus 10 hrs for Muni---4 people @$12						900	4 people		4	30	960	60				
Line 17---120hrs for Primary---3 clerks @$10						2,700	3 people		3	120	2,880	180				
Line 18---Combination of Lines 13, 14,18																
Line 19---135hrs for Muni---1 M@10.25, 2 AM@9.75, 1 Clerk@9						3,038	4 people		4	135	4,320	1,283				
Line 25---153hrs for Primary---1 M@10.25, 2 AM@9.75, 5 Clerks@9						9,180	8 people		8	153	9,792	612				
Line 26---280hrs @9						2,100										
Line 57---repair/replace HC ramp, attic ladder, restroom fans											25,176	2,586		2,586		
								23868	52	459						
Warranty???																

BUDGET WORKSHEET FISCAL YEAR																	
HART COUNTY GENERAL FUND																	
100.15100 Financial Administration									**8**						Budget		
									Month			Depart.	Admin.	Comm.	Percent		
	Actuctuctuctu				Actual	Actual	Actual	Actual	Actual	Project	Budget	Req. Dept	Adm. Rec.	BOC App.	Change		
EXPENDITURES/EXPENSES					2017	2018	2019	2020	2021	2021	2021	2022	2022	2022		REMARKS	
Auditor -General Fund	52.1240				70,331	69,917	8,794	80,171	69,080	80,000	80,000	80,000	80,000	80,000	0.00%	note 1	
Auditor -other services	52.1427						66,336										
TOTAL					**70,331**	**69,917**	**81,071**	**80,171**	**69,080**	**80,000**	**80,000**	**80,000**	**80,000**	**80,000**	**0.00%**		
FY 16 Budget amount																	
			C	#							Admin. Cuts fr. dpt. Req.		$ -				
											Admin. Cuts fr. Prior year		$ -				
											Board Cuts		$ -				
note 1: additional audit procedures will be required due to extensive grant funds received.																	

BUDGET WORKSHEET FISCAL YEAR																
HART COUNTY GENERAL FUND																
100.15300.County Attorney								**8**						Budget		
								Month			DEPARTMEN	MINISTRAT	OMMISSIO	Percent		
	Actuctuctuctu				Actual	Actual	Actual	Actual	Actual	Project	Budget	Req. Dept	Adm. Rec.	BOC App.	Change	
EXPENDITURES/EXPENSES					2017	2018	2019	2020	2021	2021	2021	2022	2022	2022		REMARKS
Professional (General)	52.1210				24,182	3,775	21,146	22,465	23,781	35,671	25000	25000	25000	25000	0.00%	
Professional (Litigation)	52.1211				14,062	1,433	33,041	55,348	20,994	31,491	15000	15000	15000	15000	0.00%	
Special Court Project	52.1251									0					#DIV/0!	note 1
TOTAL					**38,243**	**5,208**	**54,187**	**77,813**	**44,775**	**67,162**	**40,000**	**40,000**	**40,000**	**40,000**	**0.00%**	
FY 16 Budget amount																
			U								Admin. Cuts fr. dpt. Re		$ -			
											Admin. Cuts fr. Prior ye		$ -			
											Board Cuts		$ -			
note 1: For Additional Court Cost for "Jailed" inmates																

BUDGET WORKSHEET FISCAL YEAR												
HART COUNTY GENERAL FUND												
100.15350.Data Processing / Misc					**8**						Budget	
1					Month						Percent	
	Act	Actual	Actual	Actual	Actual	Project	Budget	Req. Dept	Adm. Rec.	BOC App.	Change	
EXPENDITURES/EXPENSES		2018	2019	2020	2021	2021	2021	2022	2022	2022		REMARKS
Wages	51.1100	50272.6	51,887	53,484	33,427	50,140	55,666	58,269	58,269	58,269	4.47%	
Insurance	51.2100	7078.6	9,379	9,801	6,620	9,930	10,290	10,290	10,290	10,290	0.00%	
Insurance/dependent	51.2110					0						
Group Insurance ACA Fees	51.2111	1.28				0						
FICA	51.2200	3,757	3,846	3,967	2,474	3,711	4,155	4,458	4,458	4,458	6.80%	
Retirement	51.2400	125.68	712	812	555	832	1,600	1,000	1,000	1,000	-60.00%	
Workers Comp Insurance	51.2700	100		222		0	330	400	400	400	17.50%	
Attorney	52.1210											
Medical Service	52.1260					0						
Assessor server Software	52.1272					0						
BOC Adm-Capatal Data	52.1312				181	272						
Probate Athens Digital Copiers	52.1316						3,120	3,120	3,120	3,120	0.00%	
Website Services (Main)	52.1319					0						
Sheriff Computer Hardware	52.1353		14			0	1,000					
Magistrate SW-Quickbooks	52.1354		2,400	185		0	1,000	1,000	400	400	-150.00%	
Assessor Computer Hardware	52.1355					0	4,000	4,000	0	0	#DIV/0!	
Sheriff Sys Maint	52.1356		1,144		3,713	5,570	2,500	5,000	4,000	4,000	37.50%	
Magistrate Crim'l Justice Software	52.1554	2,400		2,850	2,800	4,200	4,000	4,000	3,000	3,000	-33.33%	
Magistrate Copier Maint use & over	52.1357				115	173	2,000	2,000	1,200	1,200	-66.67%	
EMS Consultants Software	52.1557	4,050	4,050	450	4,334	4,050	4,100	7,550	7,550	7,550	45.70%	
Gen. Gov. Software Harris	52.1558	1,025	970	870		0	2,000	2,000	2,000	2,000	0.00%	
Gen. Gov. Software Capital	52.1559	7,368	3,086	4,096	2,079	3,119	3,500	3,500	3,500	3,500	0.00%	
Gen. Gov. Sw-Web Site Service	52.1560	1,639	1,409	3,422	1,889	2,833	1,600	1,600	1,600	1,600	0.00%	
Tax Commissioner Software Harris	52.1561	28,419	36,455	21,355	12,845	19,268	24,000	24,000	24,000	24,000	0.00%	
Tax Commissioner Software Capital	52.1562	3,095	3,747	3,895	2,659	3,595	3,000	3,600	3,600	3,600	16.67%	
Assessors Software Mapping	52.1563	1,542				0	1,550	1,550	1,550	1,550	0.00%	
Probate Quick Books Software	52.1565	225		380		0	225	400	400	400	43.75%	
Law library Municipal Code Software	52.1566					0	1,000					
Gen. Gov. Software IBM	52.1567					0	1,500	1,500	1,500	1,500	0.00%	
Assessors Website Svc.	52.1568	8,000	6,500	106		0	6,500	6,500	6,500	6,500	0.00%	
Assessors Wingap Software	52.1569			2,000		0	1,500	2,000	2,000	2,000	25.00%	
Assessors Server Software	52.1570					0						
EMS Cardiac Monitor Serv. Contract	52.1571	3125.76			14,696		12,240	12,240	12,240	12,240	0.00%	
Backup Generators Maint	52.1573		3,871	3,944	4,728		5,000	5,000	5,000	5,000	0.00%	
Maint/Mobile Communications	52.2203				4,950	4,950	5,000	5000	5,000	5,000	0.00%	
Sheriff Copier Maint	52.2204	1,916	1,092	1,460		1,001	1,000	1,000	1,000	1,000	0.00%	
Outside Labor	52.2206	412			122							
Telephone	52.3200	60	307	55	354		6,950					

Advertising	52.3300				60							
Kofile Clerk of Court	52.3915				41,713		18,000	18,000	18,000	18,000	0.00%	
Sheriff Data Hardware	53.1005					0						
Magistrate Data Hardware	53.1006					0						
Asserssor Data Hardware	53.1007					0						
Adm /BOC Data Hartware	53.1008					0						
Electricity/Gas/Water	53.1200			328								
Small Computers / Copiers	53.1602	1,395	4,359	9,132	5,571	5,571	5,000	5,000	5,000	5,000	0.00%	
Jail Computers / Copiers	53.1603					0						
Senior center computers (X2)												
Office Supplies	53.1710	548	926	776	1,219	500	500	500	500	500	0.00%	
Auditor Adjustment			0	11,685								
TOTAL		**129,225**	**136,154**	**163,859**	**147,103**	**55,100**	**193,825**	**194,476**	**187,076**	**187,076**	**-3.61%**	
								Admin. Cuts fr. dpt. Req.		$ (7,400)		
								Admin. Cuts fr. Prior year		$ (6,749)		
Included 10 replacement computers for various Departments								Board Cuts		$ -		
Note1 Approved April 13, 2021 BOC (COVID)												
Note2 Service maintaince SO and EMS radios												

BUDGET WORKSHEET FISCAL YEAR										
HART COUNTY GENERAL FUND										
100.15450.Tax Commissioner						**8**				
4						Month				
		Actual	Actual	Actual	Actual	Actual	Project	Budget	Req. Dept	Adm. Rec.
EXPENDITURES/EXPENSES		2017	2018	2019	2020	2021	2021	2021	2022	2022
Wages	51.1100	194,792	204,870	205,973	190,887	113,758	170,637	170,637	191,776	191,776
COVID P/R Expenses	51.1138				3,281					
Overtime	51.1300						0			
Temporary Employees	51.1200			4,801	4,141					
Health Insurance	51.2100	22,618	23,229	26,738	22,642	18,548	27,821	41,158	#REF!	39,718
Insurance/dependent	51.2110		600	450			0			
Group Insurance ACA Fees	51.2111	140	4				0			
FICA	51.2200	14,755	15,074	15,547	14,945	8,676	13,013	11,608	14,671	14,671
Retirement	51.2400	4,515	5,074	4,933	3,696	1,803	2,704	4,000	3,600	3,600
Unemployment Insurance	51.2600		900			9,189	13,784			
Workmans Comp	51.2700	900		2,744	915		0	1,000	1,200	1,200
							0			
Attorney	52.1210	3,103	2,444	5,342	533	1,799	2,699	3,000	3,000	3,000
Litigation	52.1211	3,229	1,609	4,791	2,894	487	731	3,500	3,500	3,500
Audit Tax Comm	52.1243		4,050							
Medical	52.1260	134		218	105	35	53	150	150	150
Telephone	52.3200	1,204	1,282	1,412	1,373	1,170	1,755	1,700	2,200	2,200
Postage	52.3210	3,523	3,725	3,485	4,601	3,491	5,237	4,800	5,500	4,800
Advertising	52.3300	2,920	4,920	4,258	1,985	3,835	5,753	4,800	5,000	4,800
Tag Renewal Notices	52.3406	8,914	11,511	11,546	8,282	6,754	10,130	12,000	12,000	12,000
Clerk of Court Recording Fee-FIFA	52.3408	601	4,348	11,925	1,616	7,632	11,448	4,500	12,000	8,000
Travel/lodging	52.3500	36				347	520		600	600
Dues	52.3602	350	350	350	450	500	350	350	500	500
Education/training	52.3700	990	990	1,225	199	1,790	990	2,000	2,000	2,000
Small Computers / Copiers	53.1602			8,525						
Office supplies	53.1710	6,945	4,350	5,953	6,097	2,783	4,174	7,500	7,500	7,500
Parts (failed Computer replacement)	53.1750						0			
Capital outlay DRIVES REQUIREME	54.2300		979.17				0	2500	2,500	
Capital outlay/other	54.2500						0			
Auditor Adjustment		1		0	8,518					
TOTAL		**269,668**	**290,309**	**320,216**	**277,159**	**182,596**	**271,799**	**275,203**	**#REF!**	**300,015**

BUDGET WORKSHEET FISCAL YEAR												
HART COUNTY GENERAL FUND												
100.15500.Tax Assessors					**8**						Budget	
7					Month			Depart.	Admin.	Comm.	Percent	
		Actual	Actual	Actual	Actual	Project	Budget	Req. Dept	Adm. Rec.	BOC App.	Change	
EXPENDITURES/EXPENSES		2018	2019	2020	2021	2021	2021	2022	2022	2022		REMARKS
Wages	51.1100	359,054	372,695	366,217	227,145	340,717	387,202	390,973	390,973	390,973	1%	
COVID P/R Expenses	51.1138			2,071	6,824							
Board of Assessors	51.1205	2,300	2,400	1,700	925	1,388	3,000	3,000	3,000	3,000	0%	
Health Insurance	51.2100	55,388	64,465	70,452	44,172	66,259	72,027	#REF!	69,507	69,507	-4%	
Insurance Dependents	51.2110	1,300	1,050			0						
Group Insurance ACA Fees	51.2111	10				0						
FICA	51.2200	26,491	27,546	27,324	17,438	26,157	29,113	29,909	29,909	29,909	3%	
Retirement	51.2400	3,758	3,554	2,852	2,706	4,059	4,000	5,000	5,000	5,000	20%	
Workers Comp Insurance	51.2700	1,800	1,765	1,500	5,128	7,693	5,000	4,000	4,000	4,000	-25%	
BOA/Orthophotography/Maps	52.1206	14,774	5,096		12,183	18,275						
Legal	52.1210	268	225		94	141	1,000	1,000	1,000	1,000	0%	
Litigation	52.1211	11,818	4,934	3,376	2,243	3,364	5,000	5,000	5,000	5,000	0%	
Contract Assessment Mailing	52.1234	9,339	9,892	1,472		0	9,500	9,500	9,500	9,500	0%	
Medical	52.1260		262	60								
wingap	52.1301		2,000		2,000	3,000	3,000	3,000	3,000	3,000	0%	
BOA Mapping	52.1326	4,306	7,525	13,968	3,879	5,818	3,000	3,000	3,000	3,000	0%	
Maint/ Duplicating Product	52.2204					0	800	800	800	800	0%	
Telephone	52.3200	7,796	6,086	5,376	3,467	5,200	6,000	6,000	6,000	6,000	0%	
Postage	52.3210	2,191	3,714	1,389	294	441	3,500	3,500	3,500	3,500	0%	
Advertising	52.3300	87	312		94	142	100	100	100	100	0%	
Travel/lodging	52.3500	4,710	10,047	1,684	204	305	5,500	8,000	5,500	5,500	0%	Note1
Travel/Assessors	52.3501	4,803	1,093	1,199		0	2,500	2,500	2,500	2,500	0%	
Education/training appraisers	52.3700	3,328	1,430	805	1,200	1,800	1,500	3,000	1,500	1,500	0%	Note:1
Education/training/Assessors	52.3701	1,289	100	200	200	300	1,100	1,100	1,100	1,100	0%	
Elec / Gas/ Water	53.1200				438	657						
Books & Periodicals	53.1400	1,423	1,507	1,479	1,573	2,359	1,500	1,500	1,500	1,500	0%	
Office supplies	53.1710	4,032	4,362	4,344	4,177	6,265	4,000	4,000	4,500	4,500	11%	
Parts/repair	53.1750	3,042	936	354	655	982	200	200	200	200	0%	
Oil & other petroleum	53.1760	69	98	30	65	97	100	100	100	100	0%	
Office Equipment	53.1769	1,225			79	119						
Tires & Tubes	53.1770			405.92	380	570						
Batteries	53.1780		92	189		0						
Gasoline	53.1790	2,339	1,226	911	1,460	2,190	1,200	1,200	1,200	1,200	0%	
Other equipment (Failed Comp.)	54.2500					0						
Mobile Assessor	*NEW*											
Cade Street Renovations	*NEW*											
Aerial Photography	52.1206											
Appraisal Shirts	53.1730		527				500	500	500	500	0%	
		484										
Auditor Adjustment		-1,000	2	8,133								
TOTAL		**526,473**	**534,940**	**517,491**	**339,161**	**498,342**	**550,341**	**#REF!**	**552,889**	**552,889**	**0.00**	
								Admin. Cuts fr. dpt. Req.		#REF!		
								Admin. Cuts fr. Prior year		$ 2,548		
								Board Cuts		$ -		
Note1: INCREASE BASED ON ADDITION OF FOUR NEW PEOPLE												

BUDGET WORKSHEET FISCAL YEAR													
HART COUNTY GENERAL FUND													
100.15550 Risk Management				**8**						Budget	Budget		
				Month			Depart.	Admin.	Comm.	Percent	Percent		
		Actual	Actual	Actual	Project	Budget	Req. Dept	Adm. Rec.	BOC App.	Change	Change		
EXPENDITURES/EXPENSES		2019	2020	2021	2021	2021	2022	2022	2022		REMARKS		
INS/GEN LIABILITY	52.3110	159,903	177,274	0	0	160,000	160,000	160,000	160,000	0.00%			
Liability insurance/general	52.3112				0								
INS/Automotive Liability	52.3140		-1,893										
Ins/ Deductible	52.3197	5,532	5,000	160	240	5,000	5,000	5,000	5,000	0.00%	note 1		
sheriff vehicles	54.2204				0								
Lightning Damage	53.1596	43,155		17,695									
Lightning Damage	53.1597		17,695										
Ambulance Repairs / Nofault	53.1751												
Misc Insurance Claims	53.1752	1,856	330	330	495	5,000	5,000	5,000	5,000	0.00%	note 1		
B'VILLE STATION LIGHTENING	53.1766				0								
Jail Fire Sprinkler System	53.1767												
Machinery / Equipment	54.2000	27,850		13,986									
Auditor Adjustment			37,032										
TOTAL		**238,296**	**235,439**	**32,171**	**735**	**170,000**	**170,000**	**170,000**	**170,000**	**0.00%**			
						Admin. Cuts fr. dpt. Req.		$ -					
						Admin. Cuts fr. Prior year		$ -					
						Board Cuts		$ -					
note 1: This is amounts below deductible													

BUDGET WORKSHEET FISCAL YEAR												
HART COUNTY GENERAL FUND												
100.15650 Gen Gov Bldgs					**7**						Budget	
					Month			Depart.	Admin.	Comm.	Percent	
	Act	Actual	Actual	Actual	Actual	Project	Budget	Req. Dept	Adm. Rec.	BOC App.	Change	
EXPENDITURES/EXPENSES		2018	2019	2020	2021	2021	2021	2022	2022	2022		REMARKS
Professional	52.12			274.24								
Courthouse tree Removal	52.1269											
Air Quality Testing	52.1348											
Disposal	52.2110	5,058	5,080	4,868	2,677	4,589	5,200	5,200	5,200	5,200	0.00%	
Grass cutting- Courthouse	52.2140											
Landscaping - Courthouse	52.2142	2,223				0	3,000	4,500	4,500	4,500	33.33%	
HVAC-general repair and maint	52.2201	10,833	9,865	12,684	7,613	13,051	10,000	10,000	10,000	10,000	0.00%	
Maint/Pest control	52.2205	9,072	12,391	15,088	7,430	12,737	13,000	13,000	13,000	13,000	0.00%	
Energy	53.1200	66,547	64,376	58,175	29,649	50,827	60,000	60,000	60,000	60,000	0.00%	
Water/Sewage Courthouse	53.1210	140				22	250	250	250	250	0.00%	
Housekeeping supplies	53.1702	7,206	8,288	26,928	4,621	7,921	7,500	8,000	8,000	8,000	6.25%	
Misc supplies	53.1704	456				0	500	500	500	500	0.00%	
Maint/Bldg & grounds	53.1720	26,812	29,942	40,371	26,122	44,781	30,000	30,000	30,000	30,000	0.00%	
Whitworth Equipment for Landscaping	53.1605	964	5,827	1,908	1,724	2,955	2,500	2,500	2,500	2,500	0.00%	
COVID-19	53.1721			370								
Courtroom Cushion repair	53.1729					1,590						
Courthouse Annex Temp Roof Repairs												
HV/AC Units or Repairs	53.1732	12,719	8,909	15,967	8,330	5,028						
Annex courtroom HVAC	53.1733					3,420						
Courthouse Christmas Tree Repair	53.1735					821						
auditor Adj		692		-1,384								
TOTAL		**142,724**	**183,813**	**174,975**	**88,166**	**147,743**	**131,950**	**133,950**	**133,950**	**133,950**	**1.49%**	
							Admin. Cuts fr. dpt. F		$ -			
							Admin. Cuts fr. Prior		$ 2,000			
							Board Cuts		$ -			

BUDGET WORKSHEET FISCAL YEAR													
HART COUNTY GENERAL FUND													
100.15950 General Administration fees					**7**						Budget		
					Month			Depart.	Admin.	Comm.	Percent		
		Actual	Actual	Actual	Actual	Project	Budget	Req. Dept	Adm. Rec.	BOC App.	Change		
EXPENDITURES/EXPENSES		2018	2019	2020	2021	2021	2021	2022	2022	2022		REMARKS	
Dues/Membership ACCG	52.3602	4,237	4,016	4,123	4,123	4,123	4,300	4,300	4,300	4,300	0%		
Dues RC&D	52.3603	500	500	500	500	500	500	500	500	500	0%		
NACO	52.3612	504	504	504	504	504	504	504	504	504	0%		
TOTAL		**5,241**	**5,020**	**5,127**	**5,127**	**5,127**	**5,304**	**5,304**	**5,304**	**5,304**	**0.00%**	0.00%	
						Admin. Cuts fr. dpt. Req.			$ -				
						Admin. Cuts fr. Prior year bud.			$ -				
						Board Cuts			$ -				

BUDGET WORKSHEET FISCAL YEAR												
HART COUNTY GENERAL FUND												
100. 21500 Superior Court				**8**						Budget		
				Month			Depart.	Admin.	Comm.	Percent		
	Act	Actual	Actual	Actual	Project	Budget	Req. Dept	Adm. Rec.	BOC App.	Change		
EXPENDITURES/EXPENSES		2019	2020	2021	2021	2021	2022	2022	2022		REMARKS	
Judge's supplement	51.1110	28,810	27,481	18,331	27,496	28,795	28,795	28,795	28,795	0%		
Temorary Employees	51.1200											
FICA	51.2200	8,404	7,080	4,756	7,134	4,806	7,866	7,866	7,866	39%		
Workmans Comp Insurance	51.2700					700						
Court Appointed Attorney	52.1250	4,642		300								
Ikon Copier Maint	52.1315	370	200	245	368	150	300	300	300	50%		
Court Reporting	52.1320	41,598	33,573	22,288	33,432	34,030	34,030	34,030	34,030	0%		
Translator	52.1321	286	1,335	298	298	1,000	1,000	1,000	1,000	0%		
Court Equip Maint	52.1330	1,175	1,175		0	1,200	1,200	1,200	1,200	0%		
Maint.Xerox	52.2204											
Telephone	52.3200	13,295	13,874	8,376	12,564	5,000	1,400	1,400	1,400	-257%		
Postage	52.3210	1,703	1,250	304	600	600	1,000	1,000	1,000	40%		
Travel/lodging	52.3500				500	500	500	500	500	0%		
Bailiff's fees	52.3601	42,890	32,825	23,205	34,808	40,000	40,000	40,000	40,000	0%		
Education and Training	52.3700				0							
Small Computers / Copiers	53.1602		62									
Auditor Adj	52.1300		2,293									
Office supplies	53.1710	1,374	1,525	728	1,092	1,200	1,200	1,200	1,200	0%		
TOTAL		**144,547**	**122,672**	**78,831**	**118,292**	**117,981**	**117,291**	**117,291**	**117,291**	**-0.59%**	-0.59%	-7.73%
					Admin. Cuts fr. dpt. Req.			$ -				
					Admin. Cuts fr. Prior year bud.			$ (690)				
					Board Cuts			$ -				

BUDGET WORKSHEET FISCAL YEAR												
HART COUNTY GENERAL FUND												
100.21800 Clerk of Superior Court				**8**						Budget		
5				Month			Depart.	Admin.	Comm.	Percent		
		Actual	Actual	Actual	Project	Budget	Req. Dept	Adm. Rec.	BOC App.	Change		
EXPENDITURES/EXPENSES		2019	2020	2021	2021	2021	2022	2022	2022		REMARKS	
Wages	51.1100	244,933	238,655	168,553	252,829	268,131	260,701	260,701	260,701	-3%		
Health Insurance	51.2100	41,062	52,902	38,074	57,111	51,448	54,489	54,489	54,489	6%		
Insurance/dependent	51.2110				0							
Group Insurance ACA Fees	51.2111				0							
FICA	51.2200	18,462	17,720	12,990	19,484	20,512	19,944	19,944	19,944	-3%		
Retirement contributions	51.2400	2,372	3,114	2,516	3,775	3,200	3,600	3,600	3,600	11%		
Workers Comp Insurance	51.2700	1,142	1,000		0	1,500	1,200	1,200	1,200	-25%		
Auditor	52.1240				0	500	500	500	500	0%		
Medical Service	52.1260	35		35	53							
copier	52.1315	2,823	3,499	2,770	4,155	4,500						
copier 2	52.1316	901	828	475	713	1,000	1,000	1,000	1,000	0%		
Software Purchase	52.1341	3,300	7,416	3,366	5,049	5,100	5,100	5,100	5,100	0%		
Back up software	52.1342	725	725	725	725	950						
Deed Software	52.2202	2,090	2,090	5,205	5,205		5,205	5,205	5,205	100%		
Telephone	52.3200	7,671	6,418	4,909	7,364	6,000	6,000	6,000	6,000	0%		
Postage	52.3210	3,190	1,592	3,112	4,668	3,500	3,500	3,500	3,500	0%		
Advertising	52.3300	195	1,592									
Travel/lodging	52.3500	1,292	1,687	1,077	1,077	1,500	1,500	1,500	1,500	0%		
Dues/membership	52.3602	350	400	450	450	350	350	350	350	0%		
Jury Duty Comp	52.3620		25	300								
Education and training	52.3700			350	350							
Scan plats	52.3912				0							
Kofile Tech /Plat Scanning	52.3915	19,947	17,831									
Small Computers and Copiers	53.1602				0							
Office supplies	53.1710	12,962	10,128	3,007	4,510	8,000	8,000	8,000	8,000	0%		
Capital outlay / State Required	54.2300											
Copier	54.2409											
Auditor Adjustment			5,309									
TOTAL		**365,531**	**372,932**	**247,915**	**367,519**	**376,190**	**371,089**	**371,089**	**371,089**	**-1.37%**	-1.37%	
						Admin. Cuts fr. dpt. Req.		$ -				
						Admin. Cuts fr. Prior year		$ (5,101)				
						Board Cuts		$ -				

BUDGET WORKSHEET FISCAL YEAR													
HART COUNTY GENERAL FUND													
100.22000 District Attorney						**8**						Budget	
						Month			Depart.	Admin.	Comm.	Percent	
	Actual		Actual	Actual	Actual	Actual	Project	Budget	Req. Dept	Adm. Rec.	BOC App.	Change	
EXPENDITURES/EXPENSES		#	2018	2019	2020	2021	2021	2021	2022	2022	2022		REMARKS
Records Digitization Project	52.1237		4,000	4,000			4,000	4,000	4,000	4,000	4,000	0.00%	
DA office relocation	52.1268								0	0	0		
Energy	53.1200	#	5,194	8,888	4,472	1,952	2,500	2,500	2,500	2,500	2,500	0.00%	
Coal ?	53.1260		21,172						0	0	0		
Maint Buildings/grounds	53.1720	#					0	2,000	2,000	2,000	2,000	0.00%	
Parts	53.1750	#					0	200	100	100	100	-100.00%	
Oil	53.1760	#							0	0	0		
Tires									0	0	0		
Gasoline	53.1790	#					0	400	200	200	200	-100.00%	
DA Heat Pump	54.1024												
DA Air Handler	54.1025												
District Attorney	57.1060	#		25,406	25,406	16,937	25,406	25,406	25,200	25,200	25,200	-0.82%	
DA Suppl. Pay	57.1062	#	2,282	2,282		2,282	2,282	2,282	2,282	2,282	2,282	0.00%	
Assistant District Attorney						5,000		5,000	5,000	5,000	5,000	0.00%	
Personnel- Legal Assistant									20,000	20,000	20,000		Note 1
Auditor Adjustment													
TOTAL		**#**	**32,932**	**40,577**	**29,878**	**26,172**	**34,188**	**41,788**	**61,282**	**61,282**	**61,282**	31.81%	31.81%
								Admin. Cuts fr. dpt. Req.		$ -			
								Admin. Cuts fr. Prior year		$ 19,494			
								Board Cuts		$ -			
Note 1. DA requests an additional 20K for an additional Legal Assistant (Requires addition of personnel beyond Authority of Administrator)													

BUDGET WORKSHEET FISCAL YEAR											
HART COUNTY GENERAL FUND											
100.24000 Magistrate Court				**8**						Budget	
3				Month			Depart.	Admin.	Comm.	Percent	
	Act	Actual	Actual	Actual	Project	Budget	Req. Dept	Adm. Rec.	BOC App.	Change	
EXPENDITURES/EXPENSES		2019	2020	2021	2021	2021	2022	2022	2022	REMARKS	
Wages	51.1100	134,625	136,835	87,355	131,033	147,426	157,820	157,820	157,820	7%	Note 2
Health Insurance	51.2100	28,117	29,382	19,822	29,734	30,869	30,263	30,263	30,263	-2%	
FICA	51.2200	9,985	10,128	6,470	9,705	11,278	12,073	11,943	11,943	6%	Note 2
Retirement	51.2400	945	1,095	690	1,035	2,000	800	800	800	-150%	
Workers Comp Insurance	51.2700	1,406	574		0	500	800	800	800	38%	
Proffessional	52.1200	2,365			0						
Crim'l Justice / Magistrat	52.1208				0						Note 1
Medical Service	52.1260				0	150	150	150	150	0%	
Copier Maint	52.1316	206			0						Note 1
Interpreter	52.1321				0						
Telephone	52.3200	4,738	4,842	2,939	4,408	5,400	5,400	5,400	5,400	0%	
Postage	52.3210	2,235	2,845	1,294	1,941	2,000	2,500	2,500	2,500	20%	
Travel/lodging	52.3500	2,898	439		0	4,015	4,015	4,015	4,015	0%	
Dues	52.3602	330	1,575		0	330	330	330	330	0%	
Education/training	52.3700	1,095		30	45	1,195	1,195	1,195	1,195	0%	
Office supplies	53.1710	2,718	1,870	1,061	1,591	2,056	2,000	2,000	2,000	-3%	
Auditor Adjustment			3,349								
TOTAL		**191,663**	**192,933**	**119,661**	**179,492**	**207,218**	**217,347**	**217,217**	**217,217**	**4.60%**	4.60%
						Admin. Cuts fr. dpt. Req.		$ (131)			
						Admin. Cuts fr. Prior year		$ 9,998			
						Board Cuts		$ -			
Note 1: Moved to 100.15350 Data Processing / Misc.											
Note 2: Judge Jordan requested his two clerk positions be move from Grade 11 to Grade 12											
				7							
				Month			Depart.	Admin.	Comm.		
			Actual	Actual	Project	Budget	Request	Rec.	Approved		
			2020	2021	2021	2021	2022	2022	2022		
rev 35.1130 Mag Court Fines			57,706	33,827	50,740	70,000	51000	51,000	0		

BUDGET WORKSHEET FISCAL YEAR													
HART COUNTY GENERAL FUND													
100.24500 Probate Court						**8**						Budget	
3						Month			Depart.	Admin.	Comm.	Percent	
		Actual	Actual	Actual	Actual	Actual	Project	Budget	Req. Dept	Adm. Rec.	BOC App.	Change	
EXPENDITURES/EXPENSES		2017	2018	2019	2020	2021	2021	2021	2022	2022	2022		REMARKS
Wages	51.1100	145,823	150,117	155,037	144,587	86,853	130,279	158,413	168,374	168,374	168,374	6%	
temp employee	51.1200	12,715	11,558	13,352	12,011	5,477	8,215	12,600	12,462	12,462	12,462	-1%	
Overtime	51.1300			3,264	10,171		0						
Health Insurance	51.2100	22,452	30,935	37,511	35,869	20,009	30,014	41,158	#REF!	29,789	29,789	-38%	
FICA	51.2200	11,855	11,916	13,113	12,774	7,554	11,330	12,826	13,834	13,834	13,834	7%	
Retirement	51.2400	1,805	2,773	2,799	2,564	1,001	1,501	3,600	4,000	4,000	4,000	10%	
Workers Comp Insurance	51.2700	800	800	782	800		0	1,200	1,000	1,000	1,000	-20%	
Attorney	52.1210						0	1,200	1,500	1,200	1,200	0%	
Public Defender	52.1253	6,600	6,600	6,900	4,500	2,100	3,150	10,000	10,800	10,800	10,800	7%	
MEDICAL SERVICE	52.1260												
Prosecution	52.1270	7,200	6,750	6,300	4,900	3,700	5,550	10,000	10,800	10,800	10,800	7%	
Copier Maint	52.1316	712	618	370	165	47	70		3,120				Note 1
Court Software leease	52.1349						0						Note 1
Telephone	52.3200	1,754	1,963	2,875	2,791	1,581	2,371	2,340	3,000	3,000	3,000	22%	
Postage	52.3210	1,707	1,347	1,977	2,460	1,314	1,971	3,500	3,500	3,500	3,500	0%	
Printing and Binding	52.3400	505	449	942	682	283	425	1,076	1,076	1,076	1,076	0%	
Travel/lodging	52.3500	2,174	3,410	1,731	1,435	600	900	3,500	4,000	4,000	4,000	13%	
Dues	52.3602	550	390	350	400	400	600	450	500	500	500	10%	
Education/training	52.3700	1,211	2,156	1,260	1,060	1,165	1,748	1,500	2,550	2,550	2,550	41%	Note 2
District Meeting Hosting	53.1340							500	500	500	500	0%	
Small computers and copiers	53.1602	218	893	159		299							Note 3
Office supplies	53.1710	2,710	2,130	2,589	2,634	2,348	3,523	3,960	4,107	3,500	3,500	-13%	
Firearm Permit Processing	53.1746	4,054	4,396	4,803	5,955	6,400	9,600	5,600	5,600	5,600	5,600	0%	
Capital outlay / Printers (3)	54.2500			252									
Fingerprinting device	54.2622					7,061		7,061					
Auditor Adjustment					5,073.69								
TOTAL		**224,972**	**239,751**	**257,761**	**251,320**	**148,191**	**211,247**	**280,484**	**#REF!**	**276,484**	**276,484**	**-1.45%**	-1.45%
								Admin. Cuts fr. dpt. Req.		#REF!			
								Admin. Cuts fr. Prior year		$ (4,000)			
								Board Cuts		$ -			
Note 1 item moved to 15350 Data Processing / Misc													
Note 2 Additional Mandated training requirements cause for increase													
Note 3: moved to 15350													
						8							
						Month							
		Actual	Actual	Actual	Actual	To Date	Projected	Budget	Budget				
		2017	2018	2019	2020	2021	2021	2021	2022				
Rev. 35.1150 Probate Court Fines		371,763	325,131	322,124	280,174	188,863	283,294		261,021				
Rev 32.2910 Fire Arm Permits		3,927	4,354	8,048	4,759	5,643	8,465		5,000				
Rev. Probate Birth/Death Cert	34.1392	11,457	19,228	12,140	23,564	19,372	29,058		20,000				

BUDGET WORKSHEET FISCAL YEAR												
HART COUNTY GENERAL FUND												
100.26000 Juvenile Court				**8**						Budget		
				Month			Depart.	Admin.	Comm.	Percent		
	Act	Actual	Actual	Actual	Project	Budget	Req. Dept	Adm. Rec.	BOC App.	Change		
EXPENDITURES/EXPENSES		2019	2020	2021	2021	2021	2022	2022	2022		REMARKS	
Juvenile Judge Supplement	51.1120				0							
Health Insurance	51.2100				0							
FICA	51.2200											
Medicare	51.2300											
Retirement Contributions	51.2400				0	2,000				#DIV/0!		
Court Appointed Attorney-defense	52.1250	15,121	14,943	13,179	19,768	40,000	40,000	40,000	40,000	0%		
Court Appointed Attorney-prosecution	52.1270		300	600	900	10,000	10,000	10,000	10,000	0%		
Trans	52.1321					1,000	1,000	1,000	1,000	0%		
Court Reporting	52.1320	9,838	9,838	5,739	8,609	10,000	10,000	10,000	10,000	0%		
Advertising					0	100						
Gasoline					0	100						
Juv Judge Exo-Madusin Co	57.1086	6,069	6,206	4,754	7,132							
TOTAL		**31,028**	**31,287**	**24,272**	**36,409**	**63,200**	**61,000**	**61,000**	**61,000**	**-3.61%**	-3.61%	
						Admin. Cuts fr. dpt. Req.		$ -				
						Admin. Cuts fr. Prior year		$ (2,200)				
						Board Cuts		$ -				

BUDGET WORKSHEET FISCAL YEAR												
HART COUNTY GENERAL FUND												
100.27000 Grand Jury				**8**						Budget		
				Month			Depart.	Admin.	Comm.	Percent		
		Actual	Actual	Actual	Project	Budget	Req. Dept	Adm. Rec.	BOC App.	Change		
EXPENDITURES/EXPENSES		2019	2020	2021	2021	2021	2022	2022	2022		REMARKS	
Postage	52.3210	1,500	1,500		0	1,500	1,500	1,500	1,500	0%		
Court Reporting	52.1320					500	500	500	500	0%		
Translator	52.1321	526	177	263		1,000	1,000	1,000	1,000	0%		
Advertising	52.3300	1,652	1,131	1,392	2,088	1,000	1,000	1,000	1,000	0%		
Jury Duty Compensation	52.3620	50,631	10,000	10,025	15,038	35,000	35,000	35,000	35,000	0%		
Office supplies	53.1710	929	1,191		0	1,000	1,000	1,000	1,000	0%		
TOTAL		**55,238**	**13,999**	**11,681**	**17,126**	**40,000**	**40,000**	**40,000**	**40,000**	**0.00%**	0.00%	-0.0097
						Admin. Cuts fr. dpt. Req.		$ -				
						Admin. Cuts fr. Prior year		$ -				
						Board Cuts		$ -				

Law Library 27500				**8**						Budget					
				Month			Depart.	Admin.	Comm.	Percent					
	Act	Actual	Actual	Actual	Project	Budget	Req. Dept	Adm. Rec.	BOC App.	Change					
EXPENDITURES/EXPENSES		2019	2020	2021	2021	2021	2022	2022	2022	REMARKS					
Municode (internet code of ord	52.1309	2,079	2,254	950		2,000	2,000	2,000	2,000						
Maint of Ordinance Codificatic	52.1331														
see state law 36-15-7															
TOTAL		**2,079**	**2,254**	**950**	**0**	**2,000**	**2,000**	**2,000**	**2,000**	**0**	0.00%				

BUDGET WORKSHEET FISCAL YE	**Public Defender**													
HART COUNTY GENERAL FUND	28000													
100.28000 Public Defender						**8**						Budget		
						Month			Depart.	Admin.	Comm.	Percent		
		Actual	Actual	Actual	Actual	Actual	Project	Budget	Req. Dep	Adm. Rec.	BOC App.	Change		
EXPENDITURES/EXPENSES		2017	2018	2019	2020	2021	2021	2021	2022	2022	2022		REMARKS	
Public Defender	57.1000	76,574	82,925	85,045	82,116	48,225	72,338	82,672	86,900	86,900	86,900	5%		
TOTAL		**76,574**	**82,925**	**85,045**	**82,116**	**48,225**	**72,338**	**82,672**	**86,900**	**86,900**	**86,900**	**5.11%**		
								Admin. Cuts fr. dpt. R		$ -				
FY 22 Budget Set 6/13/21 BOC Meeting								Admin. Cuts fr. Prior y		$ 4,228				
								Board Cuts		$ -				

BUDGET WORKSHEET FISCAL YEAR														
HART COUNTY GENERAL FUND														
100.28100 Board of Equalization						**8**						Budget		
						Month			Depart.	Admin.	Comm.	Percent		
	Act	Actual	Actual	Actual	Actual	Actual	Project	Budget	Req. Dept	Adm. Rec.	BOC App.	Change		
EXPENDITURES/EXPENSES		2017	2018	2019	2020	2021	2021	2021	2022	2022	2022		REMARKS	
Wages	51.1100		-149				0							
Tax Appeal Supplement	51.1134	3,584	3,764	3,734	3,853	2,664	3,996	3,584	3,850	3,850	3,850	7%		
FICA	51.2200	183	265	305	295	189	283	235	275	275	275	15%		
Attorney	52.1210			675										
Court Reporting	52.1320		0				0	500	500	500	500	0%		
Telephone	52.3200	428	524	272	69	58	87	500	50	50	50	-900%		
Postage	52.3210	248	500	592		1,100	1,650	1,000	1,000	1,000	1,000	0%		
Advertising	52.3300	80	0	28		20	30		250	250	250	100%		
Travel/lodging	52.3500	2,295	2,422	1,168	511		0	2,000	2,000	2,000	2,000	0%		
BOE pay	52.3620	2,025	5,350	2,100	1,354	2,100	3,150	1,000	1,000	1,000	1,000	0%		
Ed & train	52.3700	325	400	150	382	405	607	500	500	500	500	0%		
Office supplies	53.1710	1,223	428	550	844	38	57	1,000	1,000	1,000	1,000	0%		
Auditor Adjustment					89									
TOTAL		**10,390**	**13,503**	**9,574**	**7,396**	**6,573**	**9,860**	**10,319**	**10,425**	**10,425**	**10,425**	**1%**	1.02%	
								Admin. Cuts fr. dpt. Req.		$ -				
								Admin. Cuts fr. Prior year bud.		$ 106				
									Board Cuts	$ -				

BUDGET WORKSHEET FISCAL YEAR									
HART COUNTY GENERAL FUND									
100.33000 Sheriff				**8**					
30				Month			Depart.	Admin.	Comm.
	Act	Actual	Actual	Actual	Project	Budget	Req. Dept	Adm. Rec.	BOC App.
EXPENDITURES/EXPENSES		2019	2020	2021	2021	2021	2022	2022	2022
Wages	51.1100	1,473,985	1,411,161	918,227	1,377,341	1,666,451	1,710,815	1,710,815	1,710,815
Part time employees	51.1105	115,192	109,496	73,043	109,564	52,000	52,000	52,000	52,000
PTO Buyout	51.1136	14,058	12,394		0	15,700	16,143	16,143	16,143
Overtime	51.1300	151,106	141,368	96,975	145,462	150,000	150,000	150,000	150,000
Health insurance	51.2100	272,078	258,538	162,384	243,576	277,817	#REF!	297,886	297,886
Insurance/dependent	51.2110				0				
Group Insurance ACA Fees	51.2111				0				
Peace Officer's retirement	51.2212	3,815	3,500	3,160	4,740	9,300	9,300	5,500	5,500
FICA	51.2200	131,119	125,309	78,087	117,130	141,311	151,254	151,254	151,254
Retirement	51.2400	20,656	20,519	15,222	22,832	22,000	26,000	26,000	26,000
Unemployment Insurance	51.2600	990	3,630		0				
Workers Comp Insurance	51.2700	45,904	24,269		0	52,000	42,000	42,000	42,000
Sex Offender Regisrtry Website	52.1207	350	360		0	1,000	1,000	1,000	1,000
Attorney	52.1210	125	703		0	500	500	500	500
Litigation	52.1211	2,057	1,901	2,194	3,291	5,000	5,000	5,000	5,000
Medical svc	52.1260	2,448	1,040	609	913	2,500	2,500	2,500	2,500
Technical/Midwest Radar	52.1303	350	400	420	630	700	700	700	700
Technical/Photography	52.1318	623	1,573	397	595	2,000	2,000	1,500	1,500
Data Maint DSC	52.1356	2,616	4,068	2,642	3,963	3,500	3,500	3,500	3,500
Repairs and Maint	52.2200			132	198		2,000		
Copier Maint	52.2204	1,144	1,145	783	1,174	1500	2000	1500	1500
Repairs/outside labor	52.2206	10,162	7,695	2,243	3,365	12,500	12,500	12,500	12,500
Telephone	52.3200	22,635	34,377	19,410	29,115	23,500	25,000	25,000	25,000
Postage	52.3210	964	398	128	192	1,000	1,000	1,000	1,000
Advertising	52.3300	25	1,162	75	113	800	800	800	800
Travel/lodging	52.3500	5,393	4,923	2,489	3,734	4,500	4,500	4,500	4,500
Dues	52.3602	1,215	1,389	1,085	1,628	1,000	2,000	1,500	1,500
Education/training	52.3700	7,041	5,026	5,037	7,556	7,500	8,500	7,500	7,500
Sheriff's Firing Range	53.1114				0	2,000	2,000	2,000	2,000
Communication radios	53.1115				0				
Energy/water	53.1200	24,037	23,131	12,700	19,050	22,000	24,000	24,000	24,000

100.33000 Sheriff				**8**					
30				Month			Depart.	Admin.	Comm.
	Act	Actual	Actual	Actual	Project	Budget	Req. Dept	Adm. Rec.	BOC App.
EXPENDITURES/EXPENSES		2019	2020	2021	2021	2021	2022	2022	2022
FIFA Enforcment	53.1560				0				
Housekeeping Supplies	53.1702	198	91	328	492	500	750	500	500
Misc supplies	53.1704	194	2,429	979	1,469	1,500	1,500	1,500	1,500
Office supplies	53.1710	13,450	16,643	8,752	13,129	15,500	15,500	15,500	15,500
Ammunition	53.1715	4,620	4,741	5,408	8,111	5,500	6,500	6,500	6,500
Buildings and Grounds	53.1720	1,073	263	895	1,342	1,500	1,500	1,500	1,500
Uniform allowance	53.1730	17,125	18,759	18,033	27,050	18,000	19,500	18,500	18,500
Parts/repair	53.1750	29,320	22,908	12,614	18,922	25,000	25,000	25,000	25,000
Oil/petroleum	53.1760	5,510	4,585	2,980	4,470	5,000	5,500	5,000	5,000
Office Equipment	53.1769				195		2,000		
Tires/tubes	53.1770	15,762	14,357	6,198	9,296	15,000	15,000	15,000	15,000
Batteries	53.1780	1,058	1,840	624	937	1,000	1,000	1,000	1,000
DOR Highway Impact Fee	53.1781	126	200						
Gasoline	53.1790	92,897	84,985	58,761	88,141	95,000	115,000	95,000	95,000
Diesel	53.1800	1,304	1,012	830	1,245	1,300	1,500	1,300	1,300
Capital/vehicles/ digital Radio	54.2200	68,677	22,982	21,235	91,000				
Computers	54.2400								
Body Cameras	54.2410			2,995	2,995		3000	3000	3,000
Tasers	54.2609		7,000			7,000	7000	7,000	7,000
Protective armor	54.2610				2,500		2,500		
Addition for dispatcher move	53.1002								
Audiotor Adjustment			87520.46						
TOTAL		**2,561,320**	**2,489,790**	**1,538,074**	**2,367,456**	**2,669,879**	**#REF!**	**2,742,898**	**2,742,898**
FY 16 Budget amount							#REF!		
		Under				Admin. Cuts fr. dpt. Req		#REF!	
						Admin. Cuts fr. Prior yea		$ 73,019	
						Board Cuts		$ -	

BUDGET WORKSHEET FISCAL YEAR									
HART COUNTY GENERAL FUND									
100. 33260 Jail operations				**8**					
20				Month			Depart.	Admin.	Comm.
		Actual	Actual	Actual	Project	Budget	Request	Rec.	Approved
EXPENDITURES/EXPENSES		2019	2020	2021	2021	2021	2022	2022	2022
Wages	51.1100	582,938	584,683	379,773	569,660	633,498	737,012	737,012	737,012
Part Time Jailers	51.1105	148,405	113,896	58,198	87,297	100,000	100,000	100,000	100,000
PTO Buyout	51.1136	6,450	6,396		8,400	8,584	9,495	9,495	9,495
Overtime	51.1300	40,665	46,132	38,523	57,784	50,000	50,000	50,000	50,000
Health insurance	51.2100	130,009	134,045	87,325	130,987	164,632	#REF!	198,590	198,590
Group Insurance / dependent	51.2110				0				
Group Insurance ACA Fees	51.2111				0				
FICA	51.2200	58,096	55,913	33,634	50,450	60,594	68,583	68,583	68,583
Retirement Contributions	51.2400	5,284	5,593	3,994	5,991	6,600	7,300	7,300	7,300
Unemployment	51.2600	5,046		1,825	2,737				
Workers Comp Insurance	51.2700	22,043	23,077		0	30,000	30,000	30,000	30,000
Attorney	52.1210								
litigation	52.1211				0				
Medical Svc	52.1260	191,694	93,093	58,416	87,625	150,000	150,000	150,000	150,000
GCIC	52.1273				0				
Fingerprinting	52.1350	903	7,802	7,285	10,928	10,000	11,000	11,000	11,000
Data System Maint / DSC	52.1356		311						
Jail/GCIC Fingerprint Scan	52.1572	658	674	581	871	700	1,000	1,000	1,000
Disposal	52.2110	1,890	3,198	6,349	9,524	2,500	2,500	2,500	2,500
Repairs & Maintenance	52.2200	3,318	4,359	1,502	2,252	10,000	10,000	10,000	10,000
Outside Labor	52.2206	167	197	372	558				
Travel/lodging	52.3500	313	125		700	700	1,000	1,000	1,000
Education And Training	52.3700	32	96						
Energy	53.1200	48,287	48,770	31,634	47,451	45,000	47,000	47,000	47,000
Food/inmate meals	53.1310	170,873	195,965	99,751	149,627	200,000	200,000	200,000	200,000
Housekeeping supplies	53.1702	19,235	19,183	6,001	9,002	15,000	15,000	15,000	15,000
Misc supplies	53.1704	7,498	2,751	6,599	9,898	2,500	3,500	3,500	3,500

Office supplies	53.1710	8255	6038	3692	5,538	6,000	6,000	6,000	6,000
Bldgs & grounds supplies	53.1720	1443	24	546	818	6,000	6,000	6,000	6,000
Inmate Laundry Supplies	53.1726	15115	24574	13730	20,595	15,000	15,000	15,000	15,000
Uniform rental	53.1740	15,883	1,554	4,052	6,078	6,000	6,000	6,000	6,000
Fire Sprinkler System repair	53.1767				0				
Prisoner Transport Van	54.2208				0				
Inmate housing	57.1090	212,726	162,265	37,015	55,523	150,000	150,000	150,000	150,000
Jail Building Repairs									
Adjustment for Audit			45,196						
TOTAL		**1,697,226**	**1,585,910**	**880,796**	**1,330,295**	**1,673,308**	**#REF!**	**1,824,981**	**1,824,981**
FY 16 Budget amount							#REF!		
						Admin. Cuts fr. dpt. R		#REF!	
						Admin. Cuts fr. Prior y		$ 151,672	
						Board Cuts		$ -	

BUDGET WORKSHEET FISCAL YEAR												
HART COUNTY GENERAL FUND												
100.34200 Adult Corrections					**8**						Budget	
					Month			Depart.	Admin.	Comm.	Percent	
	Act	Actual	Actual	Actual	Actual	Project	Budget	Req. Dept	Adm. Rec.	BOC App	Change	
EXPENDITURES/EXPENSES		2018	2019	2020	2021	2021	2021	2022	2022	2022		REMARKS
State Charge for Prison Detail	57.1005			20772	11590		39,500	39,500	39,500	39,500	0.00%	Note 1
Parts	53.1750				180	269						
Oil/Petroleum Products						0						
Gasoline	53.1790	2,441	209			0	2,000	2,000	2,000	2,000	0.00%	
Diesel	53.1800	32				0	150.00	150.00	150.00	150.00	0.00%	
Auditor Adjustment				401								
TOTAL		**2,472**	**209**	**21,173**	**11,770**	**269**	**41,650**	**41,650**	**41,650**	**41,650**	**0.00%**	0.00%
FY 16 Budget amount												
							Admin. Cuts fr. dpt. R		$ -			
							Admin. Cuts fr. Prior y		$ -			
							Board Cuts		$ -			
Note 1: paid prison crew salary moved from Roads to this budget No new Increase												
		Actual			To Date	Projected	Budget	Budget				
					2018	2017	2019	2019				
Gas/ misc detention center	38.9053				4,503	6,755	12,000	41,650				

BUDGET WORKSHEET FISCAL YEAR									
HART COUNTY GENERAL FUND									
100.36000 EMS				**8**					
30				Month			Depart.	Admin.	Comm.
		Actual	Actual	Actual	Project	Budget	Req. Dept	Adm. Rec.	BOC App.
EXPENDITURES/EXPENSES		2019	2020	2021	2021	2021	2022	2022	2022
Wages-full time	51.1100	1,147,909	1,225,258	801,560	1,202,339	1,189,230	1,186,325	1,186,325	1,186,325
Part Time Employees	51.1105	87,378	69,517	31,370	47,055	100,000	100,000	100,000	100,000
PTO Buyout	51.1136	29,039	26,264			34,870	31,264	31,264	31,264
Overtime	51.1300	611,917	631,057	423,234	634,851	600,000	635,000	635,000	635,000
Health Insurance	51.2100	197,520	217,987	156,076	234,113	257,238	#REF!	297,886	297,886
Insurance/dependent	51.2110				0				
Group Insurance ACA Fees	51.2111				0				
FICA	51.2200	140,926	146,363	92,106	138,159	147,194	149,373	149,373	149,373
Retirement	51.2400	13,960	16,192	11,625	17,438	17,000	36,000	36,000	36,000
Workmans Comp Insurance	51.2700	54,250	70,933		0	85,000	74,000	74,000	74,000
medical	52.1260	1,445	506	847	1,271	1,500	1,500	1,500	1,500
EMS Consultants Software	52.1557								
Maint/Mobile Communications	52.2203	5,941			4,113				
Repairs/outside labor	52.2206	9,270	6,903	434	651	7,500	7,500	7,500	7,500
Maint/EMS Consultants	52.2209								
Maintenance/Stretchers	52.2213	2,574			0	3,000	3,000	3,000	3,000
Maintenance cardiac monitors	52.2216				0				
Telephone	52.3200	13,273	11,419	7,777	11,666	9,000	12,000	12,000	12,000
Postage	52.3210	2,299	943	703	1,055	2,300	1,500	1,500	1,500
Travel/lodging	52.3500	615	534	347	521	3,000	4,465	4,465	4,465
Dues	52.3602	1,925	78		2,000	2,000	2,000	2,000	2,000
Education/training	52.3700	634	495	262	393	3,500	4,000	4,000	4,000
Licenses	52.3800	13,820	14,200	2,504	3,756	15,000	15,000	15,000	15,000
Energy	53.1200	6,417	5,725	6,497	9,745	5,000	10,000	10,000	10,000
Housekeeping supplies	53.1702	1,168	1,184	1,656	2,484	2,000	2,500	2,500	2,500
Misc supplies	53.1704	30	306	43	64	200	200	200	200
Medical supplies	53.1706	34,467	33,942	28,212	42,317	35,000	35,000	35,000	35,000

30				Month			Depart.	Admin.	Comm.
		Actual	Actual	Actual	Project	Budget	Req. Dept	Adm. Rec.	BOC App.
EXPENDITURES/EXPENSES		2019	2020	2021	2021	2021	2022	2022	2022
Office supplies	53.1710	7,995	4,896	4,533	6,800	3,000	3,500	3,500	3,500
Uniform allowance	53.1730	11,216	8,141	180	270	12,000	15,000	15,000	15,000
Parts/repair	53.1750	37,317	29,772	17,457	26,185	23,000	25,000	25,000	25,000
Oil/petroleum	53.1760	3,400	3,501	2,711	4,066	3,000	4,000	4,000	4,000
Tires/tubes	53.1770	5,146	8,113	4,891	7,337	6,000	6,000	6,000	6,000
Batteries	53.1780	816	1,076	478	717	1,500	1,500	1,500	1,500
Gasoline	53.1790	4,699	5,154	4,179	6,269	4,500	4,500	4,500	4,500
Diesel	53.1800	41,061	35,155	26,003	39,005	35,000	40,000	40,000	40,000
Capital									
Machinery and Equipment	54.2000	17,856							
Vehicles	54.2200			112,260		112,260			
Digital Radio System	54.2404	43,720	14,573						
Power Cots	54.2405			68,801		68,801			
Auditor Adjustment			66,536						
TOTAL		**2,550,071**	**2,656,723**	**1,806,745**	**2,444,638**	**2,788,593**	**#REF!**	**2,708,013**	**2,708,013**
								5.83%	
						Admin. Cuts fr. dpt. Req.		#REF!	
						Admin. Cuts fr. Prior year		$ (80,580)	
						Board Cuts		$ -	
Note:1Taken from COVID 1st money									

BUDGET WORKSHEET FISCAL YEAR											
HART COUNTY GENERAL FUND											
100.37000 Coroner				**8**						Budget	
				Month			Depart.	Admin.	Comm.	Percent	
	Act	Actual	Actual	Actual	Project	Budget	Req. Dept	Adm. Rec.	BOC App.	Change	
EXPENDITURES/EXPENSES		2019	2020	2021	2021	2021	2022	2022	2022		REMARKS
Wages	51.1100	6,121	14,234	4,460	6,689	6,243	7,730	7,730	7,730	19%	Note 2
Part Time wages	51.1105	2,350	4,804	2,345	3,518	4,200	6,125	6,125	6,125	31%	
Supplemental Pay	51.1122	9,900	12,600	2,975	4,463	9,400	8,750	8,750	8,750	-7%	
Temporary Employee	51.1200	2,515	2,800	1,710	2,565	4,600	3,000	3,000	3,000	-53%	
FICA	51.2200	2,158	2,567	1,093	1,640	1,870	1,959	1,959	1,959	5%	
Workers Comp Insurance	51.2700				0	300	300	300	300	0%	
					0						
Indigent Burial	52.1255				0	250	250	250	250	0%	
Cooler Fee	52.1259	700	200	1,000	1,500	600	1,000	1,000	1,000	40%	
Telephone	52.3200	511	540	425	638	500	500	500	500	0%	
Travel/lodging	52.3500	1,013	842	803	1,204	2,846	2,846	2,846	2,846	0%	Note 1
Dues	52.3602		150	150	225	225	225	225	225	0%	
Education/training	52.3700	720	960	449	674	1,080	1,320	1,320	1,320	18%	Note 1
Medical supplies	53.1706	422	550	212	317	650	1,200	1,200	1,200	46%	
Office supplies	53.1710	77	68	610	916	200	300	300	300	33%	
Uniform allowance	53.1730	64	255		0	550	550	550	550	0%	
Parts/repair	53.1750	16	115	18	27	200	200	200	200	0%	
oil & petroleum	53.1760	19	18	23	35	50	150	150	150	67%	
Tires & Tubes	53.1770		753	708	1,062						
Vehicle Batteries	53.1780				0						
Fuel	53.1790	443			0	1,000	1,200	1,200	1,200	17%	
Capital											
Auditor Adjustment			-1,231								
TOTAL		**27,030**	**42,243**	**16,981**	**25,472**	**34,764**	**37,605**	**37,605**	**37,605**	**8%**	7.55%
						Admin. Cuts fr. dpt. Req.		$ -			
						Admin. Cuts fr. Prior year		$ 2,841			
						Board Cuts		$ -			
Overall budget determined by the number of cases											
Note 1: extra traing classes for new Assistant Coroner due to turnover											
Note 2: Mandated 2% COLA for Elected Officials beginning January 1, 2019											

BUDGET WORKSHEET FISCAL YEAR											
HART COUNTY GENERAL FUND											
100.38100 E911				**8**						Budget	
1				Month			Depart.	Admin.	Comm.	Percent	
	Act	Actual	Actual	Actual	Project	Budget	Req. Dept	Adm. Rec.	BOC App.	Change	
EXPENDITURES/EXPENSES		2019	2020	2021	2021	2021	2022	2022	2022		REMARKS
Wages	51.1100	32,740		20,174	30,261	35,118	36,398	36,398	36,398	4%	
Temp Employees	51.1200			4,128							
Health Insurance	51.2100	9,975		6,620	9,930	10,290	#REF!	9,930	9,930	-4%	
FICA	51.2200	2,370		1,768	2,652	2,557	2,784	2,784	2,784	8%	
Retirement	51.2400	328		234	351	400	1,100	1,100	1,100	64%	
Workers Comp Insurance	51.2700	147		0	0	200	200	200	200	0%	
Telephone	52.3200	1,019		519	779	900	900	900	900	0%	
Postage	52.3210	7		55	83						
Travel/lodging	52.3500				0						
Dues	52.3602	-125			0						
Education/training	52.3700				0						
Addressing Signs	53.1110			0	0	1,000					
Books and Periodicals	53.1400				0						
Office supplies	53.1710	53		1,674	2,510	500	1,000	1,000	1,000	50%	
		125									
TRANSFER TO 911 SR FUND											
Capital											Note 1
TOTAL		**46,642**		**35,172**	**46,565**	**50,964**	**#REF!**	**52,312**	**52,312**	**3%**	2.58%
FY 16 Budget amount											
						Admin. Cuts fr. dpt. Req.		#REF!			
						Admin. Cuts fr. Prior year		$ 1,348			
						Board Cuts		$ -			

BUDGET WORKSHEET FISCAL YEAR													
HART COUNTY GENERAL FUND													
100.38200 GIS				**8**						Budget			
				Month			Depart.	Admin.	Comm.	Percent			
		Actual	Actual	Actual	Project	Budget	Req. Dept	Adm. Rec.	BOC App.	Change			
EXPENDITURES/EXPENSES		2019	2020	2021	2021	2021	2022	2022	2022		REMARKS		
Wages	51.1100				0						note1, 4		
Wages Part Time	51.1105	5,382	3,647	2,986	4,480	15,630	15,630	15,630	15,630	0.00%			
Health Insurance	51.2100				0								
FICA	51.2200	412	110	228	342	1,196	1,196	1,196	1,196	0.00%	note 1		
Retirement	51.2400				0								
Workers Comp Insurance	51.2700	62			0								
					0								
professional	52.1200				0								
outside labor	52.2206				0	600	600	600	600	0.00%			
Telephone	52.3200		28		0					#DIV/0!			
Postage	52.3210				0	150	150	150	150	0.00%			
Travel/lodging	52.3500				0					#DIV/0!			
Dues	52.3602				0	200	200	200	200	0.00%			
Education/training	52.3700				0						note 3		
					0								
Books and Periodicals	53.1400				0								
Office supplies	53.1710	555	1		0	1,500	1,500	1,500	1,500	0.00%	note 2		
Capital													
Auditor Adjustment			249										
TOTAL		**6,411**	**4,034**	**3,215**	**4,822**	**19,276**	**19,276**	**19,276**	**19,276**	**0%**	0.00%		
FY 16 Budget amount													
						Admin. Cuts fr. dpt.		$ -					
						Admin. Cuts fr. Prio		$ -					
						Board Cuts		$ -					
NOTE; EXPENSES MOVED TO THIS ACCOUNT FROM 215 FUND FY17													
Note 2: Department requires Paper and Ink for all mapping and large format printing													
Note 3: For possible training required													
Note 4: hours charge to other departments when department specfic projects are performed													

BUDGET WORKSHEET FISCAL YEAR											
HART COUNTY GENERAL FUND											
100.39100 Animal Control				**8**						Budget	
1				Month			Depart.	Admin.	Comm.	Percent	
	Act	Actual	Actual	Actual	Project	Budget	Req. Dept	Adm. Rec.	BOC App	Change	
EXPENDITURES/EXPENSES		2019	2020	2021	2021	2021	2022	2022	2022		REMARKS
Wages/Part Time employee	51.1105	22,978	23,389	16,700	25,050	29,188	31,063	31,063	31,063	6.04%	
Health Insurance	51.2100					10,290	10,290	10,290	10,290	0.00%	
FICA	51.2200	1,758	1,789	1,277	1,916	2,178	2,376	2,376	2,376	8.35%	
Workmans Comp	51.2700	282	742	205		200	400	400	400	50.00%	
MEDICAL SERVICE	52.1260										
Outside Labor	52.2206										
Telephone	52.3200		28								
Travel/Lodging	52.3500									#DIV/0!	
Dues / Membership	52.3602	100	100								
Education/training	52.3700										
Licenses	52.3800			100	100	100	100	100	100	0.00%	
Housekeeping Supplies	53.1702			16							
Misc Supplies	53.1704	16			800	800	800	800	800	0.00%	
Office Supplies	53.1710	1,290	1,763	32	48	300	300	300	300	0.00%	
Parts	53.1750	186	169	148	222	500	500	500	500	0.00%	
Oil/petroleum	53.1760	54	142	66	99	250	250	250	250	0.00%	
Tires and Tubes	53.1770	236	160	224	336	400	400	400	400	0.00%	
Vehicle Batteries	53.1780		87	-	0	100	100	100	100	0.00%	
Gasoline	53.1790	2,513	2,810	2,195	3,292	2,000	3,000	3,000	3,000	33.33%	
NEGA Animal Shelter	57.2150	63,840	63,720	63,360	63,680	63,680	84,480	84,480	84,480	24.62%	25%
Auditor Adjustment			380.91								
TOTAL		**93,253**	**95,280**	**84,323**	**95,543**	**109,985**	**134,059**	**134,059**	**134,059**	17.96%	17.96%
						Admin. Cuts fr. dpt. R		$ -			
						Admin. Cuts fr. Prior y		$ 24,074			
						Board Cuts		$ -			
		Actual	Actual	To Date	Projected	Budget	Budget				
		2019	2020	2021	2021	2021	2022				
Costs for operations		20,212	31,179	20,963	31,863	46,305	49,579				
Rev City of Hartwell	38.9008	14,460		12,665	18,997	12,000	12,000				

BUDGET WORKSHEET FISCAL YEAR												
HART COUNTY GENERAL FUND												
100.39200 Emergency Management				**8**						Budget		
0.5				Month			Depart.	Admin.	Comm.	Percent		
	Act	Actual	Actual	Actual	Project	Budget	Req. Dept	Adm. Rec.	BOC App	Change		
EXPENDITURES/EXPENSES		2019	2020	2021	2021	2021	2022	2022	2022		REMARKS	
Wages	51.1100	19,925	21,441	14,341	21,512	22,714	23,282	23,282	23,282	2%		
Health Insurance	51.2100			0	0	5,145	5,145	5,145	5,145	0%		
FICA	51.2200	1,524	1,620	1,096	1,644	1,654	1,781	1,781	1,781	7%		
Telephone	52.3200	1,718	1,209	777	1,165	2,000	2,000	2,000	2,000	0%		
Postage	52.3210	9		0	0	100	100	100	100	0%		
Travel/lodging	52.3500	496	52	87	130	1,000	1,000	1,000	1,000	0%		
Dues	52.3602	25	365	50	75	500	500	500	500	0%		
Education/training	52.3700	100			0	500	500	500	500	0%		
Office supplies	53.1710	164	410		0	500	500	500	500	0%		
Parts	53.1750	399										
OPD Grant					0							
Auditor Adjustment			171									
TOTAL		**24,360**	**25,267**	**16,351**	**24,526**	**34,112**	**34,808**	**34,808**	**34,808**	**2.00%**	2.00%	
FY 16 Budget amount				22741.6								
				-6,391		Admin. Cuts fr. dpt.		$ -				
						Admin. Cuts fr. Prio		$ 695				
						Board Cuts		$ -				
		Actual		Projected	Budget	Budget	Budget					
				2017	2017	2018	2019	2020				
EMA STATE GRANT	33.4215			8,500	8,500	8,500	8500	8500				
Rev/exp ratio												
overall note. This budget is partially reimbursed from grant funds												

BUDGET WORKSHEET FISCAL YEAR											
HART COUNTY GENERAL FUND											
100.41000 Public Works				**8**						Budget	
				Month			Depart.	Admin.	Comm.	Percent	
		Actual	Actual	Actual	Project	Budget	Req. Dep	Adm. Rec.	BOC App.	Change	
EXPENDITURES/EXPENSES		2019	2020	2021	2021	2021	2022	2022	2022		REMARKS
Wages	51.1100	775	10,275	9,746	14,619	20,000	20,000	20,000	20,000	0%	note 1
J CAIME/CONSULATION	52.1238				0						
Health Insurance	51.2100				0						
Group Insurance ACA Fees	51.2111				0						
FICA	51.2200		769	745	1,118						
Misc	xx.xxxx										
Auditor Adjustment			327.80								
TOTAL		**775**	**11,372**	**10,491**	**15,737**	**20,000**	**20,000**	**20,000**	**20,000**	**0.00%**	0.00%
FY 16 Budget amount											
						Admin. Cuts fr. dpt. F		$ -			
						Admin. Cuts fr. Prior		$ -			
						Board Cuts		$ -			
Budget on hold pending replacement of Public works director and/or environmental enforcement officer											

BUDGET WORKSHEET FISCAL YEAR									
HART COUNTY GENERAL FUND									
100.42000.Highways & Streets				**8**					
24				Month			Depart.	Admin.	Comm.
	Act	Actual	Actual	Actual	Project	Budget	Req. Dept	Adm. Rec.	BOC App.
EXPENDITURES/EXPENSES		2019	2020	2021	2021	2021	2022	2022	2022
Wages	51.1100	255,976	228,255	429,479	644,218	303,235	303,235	303,235	303,235
Overtime	51.1300	6,189	3,099	1,308	1,961	7,000	5,000	5,000	5,000
Health Insurance	51.2100	715	134,444	87,628	131,443	246,948	#REF!	238,308	238,308
Insurance/dependent	51.2110	1,350			0				
FICA	51.2200	136	50,789	32,135	48,203	64,522	67,684	67,684	67,684
Retirement	51.2400	32	6,693	2,442	3,663	7,300	5,000	5,000	5,000
Workers Compensation	51.2700	206	40,064	35,118	52,677	50,000	37,000	37,000	37,000
Flagging Course	52.1204	600	525	481	722	1,000	1,000	1,000	1,000
Attorney	52.1210				0				
Surveying/Professional Services	52.1221	884	22	537	806	1,000	1,000	1,000	1,000
medical service	52.1260	814	60	900	1,350	1,000	1,000	1,000	1,000
Repairs/outside labor	52.2206	3,620	9,086	11719	17,578	4,000	10,000	10,000	10,000
Telephone	52.3200	1,164	1,155	808	1,212	1,300	1,200	1,200	1,200
Energy	53.1200	8,243	8,143	5,860	8,790	8,000	8,800	8,800	8,800
Other supplies	53.1700			384	576		600	600	600
Misc supplies	53.1703	-86	30	441	662	400	400	400	400
Office supplies	53.1710	206	284	204	306	300	300	300	300
Bldgs/grounds supplies	53.1720			2,357	3,535				
Uniform rental	53.1740	10,459	10,203	5,844	8,766	10,000	10,000	10,000	10,000
Parts/repair	53.1750	119,760	136,352	105,866	158,799	115,000	115,000	115,000	115,000
Oil/petroleum	53.1760	13,228	11,705	6,144	9,217	10,000	10,000	10,000	10,000
Tires/tubes	53.1770	22,555	36,013	11,034	16,551	20,000	20,000	20,000	20,000
Batteries	53.1780	4,687	2,963	4,036	6,054	3,500	3,500	3,500	3,500
DOR Highway Impact Fees	53.1781	1,976	1,950		1,640	2,000	2,000	2,000	2,000
Gasoline	53.1790	20,410	17,582	9,862	14,792	20,000	20,000	20,000	20,000
Diesel	53.1800	67,988	48,489	45,337	68,005	70,000	70,000	70,000	70,000
Capital Outlay	54.2100		63,000		0.00				
Audit Adjustment (203 funds)		181,162	-17,625						
TOTAL		**802,272**	**793,283**	**799,967**	**1,201,591**	**946,505**	**#REF!**	**931,027**	**931,027**
						Admin. Cuts fr. dpt. Req		#REF!	
						Admin. Cuts fr. Prior yea		$ (15,478)	$ (215,478)
						Board Cuts		$ -	

BUDGET WORKSHEET FISCAL YEAR									
HART COUNTY GENERAL FUND									
100.49000.Maint. Shop				**8**					
9				Month			Depart.	Admin.	Comm.
		Actual	Actual	Actual	Project	Budget	Req. Dept	Adm. Rec.	BOC App.
EXPENDITURES/EXPENSES		2019	2020	2021	2021	2021	2022	2022	2022
Wages	51.1100	362,304	335,133	224,982	337,473	388,046	388,312	388,312	388,312
Mechanics Labor	51.1108	105							
Temporary		715			0	15,000	15,000	15,000	15,000
Overtime	51.1300	57	75	37	56	1,500	1,500	1,500	1,500
Insurance	51.2100	136	78,513	55,245	82,867	92,606	#REF!	89,366	89,366
FICA	51.2200	32	24,631	16,628	24,942	30,341	29,706	29,706	29,706
Retirement	51.2400	206	7,375	4,312	6,468	7,300	7,200	7,200	7,200
Workmans Comp Insurance	51.2700	5,493	5,423		0	6,000	5,400	5,400	5,400
Professional	52.1200	884	267						
Medical Service	52.1260	80,000	389	149	224	100	100	100	100
Repairs and Maintenance	52.2200				0	100	100	100	100
Outside Labor	52.2206		421	586	879	800	800	800	800
Energy Rebate Program	52.2218				0				
Welding Tank Rental	52.2327	676	736		0	500	500	500	500
Telephone	52.3200	2269	2270	1535	2,303	2,800	2,800	2,800	2,800
Postage	52.3210	14			0	75	75	75	75
Travel/lodging	52.3500				0	250	250	250	250
Education/Training	52.3700				0				
Energy	53.1200	6803	5121	4293	6,440	8,600	8,600	8,600	8,600
Shop Tools	53.1610	2703	4130	2109	3,164	3,500	3,500	3,500	3,500
Housekeeping Supplies	53.1702	176			0	200	200	200	200
Misc Shop Supplies	53.1705	694	795	901	1,352	1,500	1,500	1,500	1,500
Office Supplies	53.1710	349	193	68	102	600	600	600	600
Bldgs/grounds Supplies	53.1720	1202	1049	4896	7,344	1,200	1,200	1,200	1,200
Uniform Rentals	53.1740	4701	4709	2988	4,482	3,700	4,500	4,500	4,500
Repair Parts	53.1750	862	1933	602	903	1,000	1,000	1,000	1,000
Oil/Petroleum Products	53.1760	229	224	351	527	350	350	350	350
Tires/Tubes	53.1770	219	273		0	300	300	300	300

Batteries	53.1780	6	127	6	9	200	200	200	200
Gasoline	53.1790	713	439	787	1,181	2,000	2,000	2,000	2,000
Diesel	53.1800	405	296	238	357	500	500	500	500
Shop Addition (2 Bay)						85,000	85,000	85,000	85,000
Small Shelter for Portable Welder						0			
Fuel System	54.2202				0	0			
Shop Hanging Heaters	54.2515					0			
Electronic Scanner									
Audit Adjustment		57,267	15,563						
TOTAL		**529,220**	**490,086**	**320,714**	**481,071**	**654,068**	**#REF!**	**650,559**	**650,559**
						Admin. Cuts fr. dpt. Req.		#REF!	
						Admin. Cuts fr. Prior year		$ (3,509)	
						Board Cuts		$ -	

BUDGET WORKSHEET FISCAL YEAR									
HART COUNTY GENERAL FUND									
100.51000.Health Dept				**8**					
				Month			Depart.	Admin.	Comm.
		Actual	Actual	Actual	Project	Budget	Req. Dept	Adm. Rec.	BOC App.
EXPENDITURES/EXPENSES		2019	2020	2021	2021	2021	2022	2022	2022
MOLD ISSUE	######								
Outside Labor	######								
Bldgs/Grounds Supplies	######	715	3832	375	563	1,500	1,500	1,500	1,500
HVAC Unit or repairs	######								
Parts	######	136	45	17	26	150	150	150	150
Oil/Petroleum Products	######	32	39	6	8	50	50	50	50
Tires/Tubes	######	206			0				
Vehicle Batteries	######								
Gasoline	######	884	913	625	937	1,400	1,400	1,400	1,400
H C Health Dept	######	80,000	53,333	53,333	80,000	80,000	80,000	80,000	80,000
Vehicles	######		26,066						
Auditor Adjustment			54						
TOTAL		**81,973**	**84,282**	**54,355**	**81,533**	**83,100**	**83,100**	**83,100**	**83,100**
						Admin. Cuts fr. dpt. Req.		$ -	
						Admin. Cuts fr. Prior year		$ -	
						Board Cuts		$ -	

BUDGET WORKSHEET FISCAL YEAR												
HART COUNTY GENERAL FUND												
100.54000.Welfare/DFACS					**8**						Budget	
					Month			Depart.	Admin.	Comm.	Percent	
	Act	Actual	Actual	Actual	Actual	Project	Budget	Req. Dept	Adm. Rec.	BOC App	Change	
EXPENDITURES/EXPENSES		2018	2019	2020	2021	2021	2021	2022	2022	2022		REMARKS
Welfare/DFACS	57.1030	30,900	30,900	23,175	15,450	23,100	23,100	25,080	25,080	25,080	8%	
Auditor Adjustments				7,725								
TOTAL		**30,900**	**30,900**	**30,900**	**15,450**	**23,100**	**23,100**	**25,080**	**25,080**	**25,080**	**7.89%**	7.89%
							Admin. Cuts fr. dpt. F		$ -			
							Admin. Cuts fr. Prior		$ 1,980			
							Board Cuts		$ -			

BUDGET WORKSHEET FISCAL YEAR												
HART COUNTY GENERAL FUND												
100.55200.Senior Center				**8**						Budget		
1				Month			Depart.	Admin.	Comm.	Percent		
	Act	Actual	Actual	Actual	Project	Budget	Req. Dept	Adm. Rec.	BOC App.	Change		
EXPENDITURES/EXPENSES		2019	2020	2021	2021	2021	2022	2022	2022		REMARKS	
Wages	51.1100	45,036	46,578	29,886	44,829	49,878	48,149	48,149	48,149	-4%		
Part Time Wages	51.1105	15,768	14,892	10,282	15,423	15,500	15,500	15,500	15,500	0%		
Wage MOW delivery part time	51.1109				0							
Temp Wages	51.1200	5,800	8,132	5,268	7,902	10,000	10000	10000	10,000	0%		
Health Insurance	51.2100	1,988	1,910	1,222	1,833	10,290	10,290	10,290	10,290	0%	Note 2	
FICA	51.2200	5,161	5,291	3,511	5,266	5,766	5,634	5,634	5,634	-2%		
Workmans Comp Insurance	51.2700	545	547	558	837		500	500	500	100%		
Medical Service	52.1260				0	100	100	100	100	0%		
MOW Background Check	52.1269	1,574				2,000	2,000	2,000	2,000	0%		
Disposal	52.2110	757	239	161	241	275	275	275	275	0%		
Telephone	52.3200	1,681	1,742	1,069	1,604	1,800	1,800	1,800	1,800	0%		
Postage	52.3210	160		33	49	150	150	150	150	0%		
Travel/Lodging	52.3500				0	300	300	300	300	0%		
Dues/membership	52.3602	175		171	256	175	175	175	175	0%		
education/training					0	300	300	300	300	0%		
Energy	53.1200	5,136	5,088	2,087	3,130	6,000	6,000	6,000	6,000	0%		
Food/Senior Center	53.1322	31,571	26,506	2,237	3,356	35,000	35,000	35,000	35,000	0%	Note 1	
Fund Raising Expenses	53.1324				0	500	500	500	500	0%		
Banfield grant	53.1326				0							
Housekeeping Supplies	53.1702	861	447	440	660	1,500	1,500	1,500	1,500	0%		
Office Supplies	53.1710	899	682	167	251	1,500	1,500	1,500	1,500	0%		
Bldgs/Grounds Supplies	53.1720	811	1,470	325	488	2,000	2,000	2,000	2,000	0%		
parts	53.1750	101	709	61	91	750	750	750	750	0%		
oil	53.1760	17	67	31	47	150	150	150	150	0%		
Tires/tubes	53.1770	2	306		0	300	300	300	300	0%		
gasoline	53.1790	1,215	1,869	1,435	2,152	1,500	2,000	2,000	2,000	25%		
HVAC Replace	54.1015											
			3,168									
TOTAL		**119,258**	**119,643**	**58,943**	**88,415**	**145,734**	**144,874**	**144,874**	**144,874**	**-0.59%**	-0.59%	
FY 16 Budget amount												
							Admin. Cuts fr. dpt. Req.		$ -			
Note 1: increase in number of meals served							Admin. Cuts fr. Prior year		$ (861)			
Note 2: full coverage one employee Insurance							Board Cuts		$ -			
		Actual	Actual	To Date	Projected	Budget	Budget					
		2019	2020	2021	2021	2021	2022					
Legacy Link Grant	33.3010		27,003	9,003	20,246	50,000	50,000					
Donations	37.1130		1,830	1,725	2,588	0	0					
Medicaid Reimb. Snr Ctr	38.9001		16,008	6,322	9,483	7,000	7,000					
Senior Center Meals	38.9020		200	0	0	400	0					
Fund Raising Revenues	38.9021			0	0		0					
Senior Center Rental	38.9022		1,566	0	0	0	0					
TOTAL:			46,606	17,050	32,316	57,400	57,000					
Rev/Exp Ratio				29%	37%	39%	39%					

BUDGET WORKSHEET FISCAL YEAR									
HART COUNTY GENERAL FUND									
100.55400.Transportation Svcs.				**8**					
1				Month			Depart.	Admin.	Comm.
	Act	Actual	Actual	Actual	Project	Budget	Req. Dept	Adm. Rec.	BOC App.
EXPENDITURES/EXPENSES		2019	2020	2021	2021	2021	2022	2022	2022
Transit Director Salary	51.1101	8,247	8,692	5,874	8,811	8,500	9,500	9,500	9,500
Regular Employees	51.1100				0				
Dispatcher Salary	51.1102	27,440	27,279	18,541	27,812	30,281	30,296	30,296	30,296
Wages/part time	51.1105	40,378	35,595	29,232	43,848	43,000	43,000	43,000	43,000
mechanic wages	51.1108	1,710	1,417	932	1,398	4,000	4,000	4,000	4,000
Overtime	51.1300				0				
Health Insurance	51.2100	9,263	9,691	6,543	9,815	10,290	10,290	10,290	10,290
Life Ins 5311	51.2101	59	64	43	64				
Vision 5311	51.2102	55	46	34	50				
FICA	51.2200	5,140	4,749	3,587	5,380	6,562	6,640	6,640	6,640
SS Admin 5311	51.2201	581	665	463					
Workmans Comp Insurance	51.2700	2,214	2,052	2,049	3,073	2,300	2,000	2,000	2,000
Drug Alcohol Counseling	52.1205								
Audit	52.1240		900		0	725	900	900	900
Medical Service	52.1260	531	300	150	225	700	500	500	500
Disposal	52.2110	261	239	152	229	275	275	275	275
Outside Labor	52.2206			360	540	100	100	100	100
Vehicle Insurance	52.3140		1,893		0	1,660	1,900	1,900	1,900
Ins/Deductible	52.3197				0				
Telephone	52.3200	1,581	1,742	976	1,465	1,800	1,800	1,800	1,800
Postage	52.3210	9	15			100	100	100	100
Advertising	52.3300		273	236	354	400	400	400	400
Travel/Lodging	52.3500	78	392		0	1,000	500	500	500
Education & Training	52.3700					300	300	300	300
Energy	53.1200	5,601	5,088	2,615	3,923	5500	5,500	5,500	5500
Housekeeping Supplies	53.1702			21		1000	500	500	500

Office Supplies	53.1710	17	64	10	15	300	300	300	300
Parts	53.1750	1243	597	759	1,139	1,000	1,000	1,000	1,000
Oil/Petroleum Products	53.1760	609	365	179	268	700	500	500	500
Tires/Tubes	53.1770	2201	1003	1691	2,536	2,000	2,000	2,000	2,000
Batteries	53.1780			244	365	150	150	150	150
Gasoline	53.1790	12657	9025	7439	11,158	15,000	13,000	13,000	13,000
DOR highway Impact Fee	53.1781	76	50						
Capital- Vehicle (Co. Share)	54.2200								
Auditor Adjustment			3,665						
TOTAL		**119,602**	**115,861**	**82,129**	**122,468**	**137,642**	**135,451**	**135,451**	**135,451**
FY 16 Budget amount									
						Admin. Cuts fr. dpt. Req.		$ -	
						Admin. Cuts fr. Prior year		$ (2,192)	
						Board Cuts		$ -	

HART COUNTY GENERAL FUND												
100.61000.Recreation				**8**						Budget		
7				Month			Depart.	Admin.	Comm.	Percent		
		Actual	Actual	Actual	Project	Budget	Req. Dept	Adm. Rec.	BOC App.	Change	Admin	Dept
EXPENDITURES/EXPENSES		2019	2020	2021	2021	2021	2022	2022	2022		Remark	Remark
Wages	51.1100	130,349	142,993	83,011	124,516	150,014	252,014	153,394	153,394	2.20%	Note 1/Note A	
part time	51.1105						14,140	14,140	14,140	100.00%		
Temporary Employees	51.1200	5,439	3,192	3,303	8,000	8,000	8,000	8,000	8,000	0.00%		
Health Insurance	51.2100	17,181	25,299	13,531	41,158	41,158	69,507	41,158	41,158	0.00%		
FICA	51.2200	10,496	11,358	6,809	10,214	11,851	19,891	12,347	12,347	4.01%		
Retirement contributions	51.2400	1,670	1,737	1,006	1,509	2,000	2,500	2,000	2,000	0.00%		
Workmans Comp Insurance	51.2700	4,674	4,365	4,365	6,548	4,400	4,400	4,400	4,400	0.00%		
Medical Service	52.1260	148	24		0	300	300	300	300	0.00%		
Disposal	52.2110	3,198	3,053	1,454	2,180	2,500	3,200	3,000	3,000	16.67%		
Repairs/Outside labor	52.2206	2,150	1,701	856		500	1,000	500	500	0.00%		
Insurance/Rec Youth	52.3196	1,758	1,470	510		2,100	2,300	2,100	2,100	0.00%		
Telephone	52.3200	2,039	1,937	1,030	1,545	2,000	2,100	2,000	2,000	0.00%		
Postage	52.3210	369			0	50	50	50	50	0.00%		
Advertising	52.3300		97	52	78	400	400	400	400	0.00%		
Travel/lodging	52.3500	321	657	657	985	750	1,000	750	750	0.00%		
Dues	52.3600	675	1,050	850	1,275	850	900	850	850	0.00%		
Education/training	52.3700	225			0	600	600	600	600	0.00%		
Rec Officials	52.3860	8,967	13,103	12,116	18,174	15,000	15,000	15,000	15,000	0.00%		
Energy	53.1200	54,703	44,905	26,324	39,486	48,000	48,000	48,000	48,000	0.00%		
Food/concessions	53.1320	3,318	1,378	1,296	1,944	3,000	5,000	3,000	3,000	0.00%		
Housekeeping supplies	53.1702	1,557	884	-34	-51	1,800	1,800	1,800	1,800	0.00%		
Football supplies	53.1707	12,435	11,612		0	13,000	7,500	7,500	7,500	-73.33%		
Basketball supplies	53.1708	2,863	2,303	2,303	3,455	3,500	3,500	3,500	3,500	0.00%		
Office supplies	53.1710	559	490	82	123	500	750	500	500	0.00%		
Bldgs/Grounds supplies	53.1720	24,064	24,510	15,109	22,663	15,000	20,000	15,000	15,000	0.00%		
Uniform rental	53.1740	2,110	2,507	1,308	1,962	2,000	2,500	2,000	2,000	0.00%		
Baseball Supplies	53.1742	278	1,890	1,890	2,835	500	1,000	500	500	0.00%		
Parts/repair	53.1750	5,708	8,380	4,491	6,736	5,500	11,000	5,500	5,500	0.00%		
Oil/petroleum	53.1760	444	625	296	445	500	750	500	500	0.00%		
Soil Amendments	53.1761	7,401	6,202	1,914	2,871	4,500	4,500	4,500	4,500	0.00%		
Baseball/softball replacement mtl	53.1762	775	5,191	1,175	1,763	5,000	5,000	5,000	5,000	0.00%		
Tires/tubes	53.1770	1294	1782	1,482	2,223	700	1,000	700	700	0.00%		
Batteries	53.1780	82	236	117	175	200	200	200	200	0.00%		
Gasoline	53.1790	7,982	7,860	4,661	6,991	7,500	7,500	7,500	7,500	0.00%		
Diesel	53.1800	269	392	330	495	750	750	750	750	0.00%		
Vehicle	54.2200						30,000					
capital Well Pump Replacement	54.2503	8										
Baseball Field Rye Grass Seed							1,500	1,500	1,500	100.00%		
Mower - Z-Raduis 60 inch - Replacement												
Batting Cage Replacement Netting							1,500					
Baseball Seating Cover												
Safety Net Replacement - Baseball Fields												
Commercial Weed Eater - 2 - Replacement							750	750	750	100.00%		
Replace Metal Doors at Clay Street Park												

7				Month			Depart.	Admin.	Comm.	Percent					
		Actual	Actual	Actual	Project	Budget	Req. Dept	Adm. Rec.	BOC App.	Change	Admin	Dept			
EXPENDITURES/EXPENSES		2019	2020	2021	2021	2021	2022	2022	2022		Remark	Remark			
Athletic Equipment							2,100				Note C				
Partition Replacement - SRC Baseball BR's							6,500								
Ball fields topdressing material (sand)															
Clay Street Baseball Field Irrigation															
New Water Line on Bailey Street															
Retension Wall Replacement @ Creek Shelter							500	500	500	100.00%					
Picnic Tables (Replacement)							750								
Awning at the entrance to the Clay Street Office															
Soccer Program															
Pickle Ball Program															
Fall Baseball Program															
Summer Baseball Camp															
Summer Football Camp															
Summer Soccer Camp															
Auditor Adjustment			47,826.59												
TOTAL		**315,718**	**381,008**	**192,294**	**310,297**	**354,423**	**571,902**	**370,189**	**370,189**	**4.26%**	4.26%				
FY 16 Budget amount															
				Admin. Cuts fr. dpt. Req.		$(201,713)									
				Admin. Cuts fr. Prior year		$ 15,766									
				Board Cuts		$ -									
REVENUES				Budget											
Rec Builing Use Rent	34.7210														
Rec Tournament Fees	34.7212														
Rec Gate Fees	34.7310														
Rec Adult Softball Fees	34.7315														
Program Fees	34.7500														
Rec-Cheerleading and Football Signup	34.7510														
Photography	34.752														
Rec-Basketball Sign up fees	34.7520														
Rec concessions income	34.7910														
Rec Basketball Sponsors	34.7920														
Rec Football Sponsors	34.7930														
Rec Dept Donations	37.1140														
TOTAL:				0											
rev/exp ratio				0%											
Department Notes															
Note 1: Only BOC can increase personnel															
NOTE A:	Maintenance Supervisor position: this position will coordinate and supervise day-to-day maintenance task throughout the parks system: $37,000.00														
	Recreation Associate position: this position will work daily task as assigned thoughout the park system. $30,000														
	Athletic/Program Coordinator position: this position will coordinate and supervise athletic/recreational programs and assist with other duties throughout the park system: $35,000.00														
NOTE C:	Ballfield bases, Portable mound, Pitching rubbers														

7				Month			Depart.	Admin.	Comm.	Percent					
		Actual	Actual	Actual	Project	Budget	Req. Dept	Adm. Rec.	BOC App.	Change	Admin	Dept			
EXPENDITURES/EXPENSES		2019	2020	2021	2021	2021	2022	2022	2022		Remark	Remark			
	$1800.00 for baseball/softball breakaway safety base replacement ($300 per set)														
	$250.00 for replacement pitching rubbers														

BUDGET WORKSHEET FISCAL YEAR												
HART COUNTY GENERAL FUND												
100.65100.Library Administration				**8**						Budget		
				Month			Depart.	Admin.	Comm.	Percent		
	Act	Actual	Actual	Actual	Project	Budget	Req. Dept	Adm. Rec.	BOC App	Change		
EXPENDITURES/EXPENSES		2019	2020	2021	2021	2021	2022	2022	2022		REMARKS	
Repairs and Maintenance	52.2200											
Library	57.1040	77,000	77,000	57,750	77,000	77,000	90,000	77,000	77,000	0%	Note 1	
TOTAL		**77,000**	**77,000**	**57,750**	**77,000**	**77,000**	**90,000**	**77,000**	**77,000**	**0.00%**	0.00%	
FY 16 Budget amount												
						Admin. Cuts fr. dpt.		$ (13,000)				
						Admin. Cuts fr. Prior		$ -				
						Board Cuts		$ -				
Note 1: Will schedule meeting with Board to Discuss												

BUDGET WORKSHEET FISCAL YEAR									
HART COUNTY GENERAL FUND									
100.71300.Agricultural Resources				**8**					
1				Month			Depart.	Admin.	Comm.
	Act	Actual	Actual	Actual	Project	Budget	Req. Dept	Adm. Rec.	BOC App.
EXPENDITURES/EXPENSES		2019	2020	2021	202	2021	2022	2022	2022
Wages	51.1100	46,187	57,269	29,630	44,445	59,998	60,948	60,948	60,948
Health Insurance	51.2100	9,356	9,801	2,552	3,828	10,290	10,290	10,290	10,290
FICA	51.2200	3,373	4,182	2,202	3,303	4,478	4,663	4,663	4,663
Retirement contributions	51.2400	550	353	101		400	400	400	400
Teacher's Retirement	51.2410	4,000	6,602	3,643	5,465	6,200	7,000	7,000	7,000
Workmans Comp	51.2700	120	110	110	165	100	100	100	100
Medical Service	52.1260								
Athens Digital	52.1316	696	230	148	221				
Disposal	52.2110	181	180	65	98	200	200	200	200
Telephone	52.3200	3326	3646	2424	3,637	3,500	3,500	3,500	3,500
Postage	52.3210				0	50	50	50	50
Advertising	52.3300			142					
Travel/lodging	52.3500		58	16	24	300	300	300	300
Education/training	52.3700	95		80	120	150	150	150	150
Ext. Service Waterline Repairs	52.3915								
Energy	53.1200	8009	7454	3397	5,095	6,500	6,500	6,500	6,500
Small Computer & Copiers	53.1602		772			815	815	815	815
Housekeeping supplies	53.1702	160	155	138	207	200	200	200	200
Office supplies	53.1710	555	304	4	6	600	600	600	600
Bldgs/grounds supplies	53.1720		254		0	300	300	300	300
Parts/repair	53.1750	92	250	83	125	600	600	600	600
Oil/petroleum	53.1760	66	50	20	30	75	75	75	75
Tires & Tubes	53.1770	564			0				
Vehicle Batteries	53.1780	117	120	120	179				
Gasoline	53.1790	833	744	449	674	1,000	1,000	1,000	1,000
Other Equipment	54.2400				0				
Auditor Adjustment			1,295						
TOTAL		**78,281**	**93,829**	**45,324**	**67,622**	**95,755**	**97,691**	**97,691**	**97,691**
						Admin. Cuts fr. dpt. Req.		$ -	
						Admin. Cuts fr. Prior year		$ 1,936	
						Board Cuts		$ -	

BUDGET WORKSHEET FISCAL YEAR															
HART COUNTY GENERAL FUND															
100.75000.Economic Dev & Assistance						**8**						Budget			
						Month			Depart.	Admin.	Comm.	Percent			
		Actual	Actual	Actual	Actual	Actual	Project	Budget	Req. Dept	Adm. Rec.	BOC App.	Change			
EXPENDITURES/EXPENSES		2017	2018	2019	2020	2121	2021	2021	2022	2022	2022		REMARKS		
Professional	52.1200	33,781		350		100	150								
Archway Grant Local Contribution	52.1202	12,000	12,000	12,000	12,000		12,000	12,000	12,000	12,000	12,000	0%			
COC Tourism Director	52.1223	17,640	17,640	17,640		13,230	17,640	17,640	17,640	17,640	17,640	0%			
Auditor	52.1240	140						870				#DIV/0!			
Website Services	52.1319	100					0					#DIV/0!			
Telephone	52.3200	808	513	542		593	889	1,000	1,000	1,000	1,000	0%			
Advertising	52.3300						0					#DIV/0!			
Travel/lodging	52.3500	3,638				258	3,626	2,800	2,800	2,800	2,800	0%			
Postage	52.3210	137					0								
Ga Eco Dev Assoc	52.3604	757					452					#DIV/0!			
LHA Race Event	52.3911		7,500												
Energy	53.1200	120	-			186	278	1,000	1,000	1,000	1,000	0%			
Small Computers / copiers	53.1602														
Mega Ramp City Share	57.1001	7,807	3,105	3,735		2,342	3,513	3,785	3,785	3,785	3,785	0%			
Mega Ramp County Share	57.1004		-												
COC/Tourism	57.2100		-												
Economic Developer-IBA	57.2165						0		97,984				Note 1		
Economic Developer Incentive Pay	57.2166						0		40,000				Note 1		
JDA for Gateway 1 Landscape Maint.	57.2164						0		8,500				Note 1		
Joint Economic Dev Authority	57.1091			13,200			3,500		4,000				Note 1		
Chamber of Commerce	57.2100	13,200				9,900	13,200	13,200	13,200	13,200	13,200	0%			
Mega Ramp Tournaments	57.2162	17,991	1,688	3,363		5,228	15,000	15,000	15,000	15,000	15,000	0%			
Debt Service															
Auditor's Adjustment					45,936										
TOTAL		**69,303**	**55,704**	**50,830**	**57,936**	**31,835**	**70,248**	**67,295**	**216,909**	**66,425**	**66,425**	**-1.31%**	-1.31%		
FY 16 Budget amount															
								Admin. Cuts fr. dpt. Req.		$ (150,484)					
								Admin. Cuts fr. Prior year		$ (870)					
								Board Cuts		$ -					
Note 1: Moved to the 100.90000 Other Financing Uses Budget. (Per Auditor's Request															

BUDGET WORKSHEET FISCAL YEAR												
HART COUNTY GENERAL FUND												
100.75630.Airport Authority				**8**						Budget		
				Month			Depart.	Admin.	Comm.	Percent		
	Act	Actual	Actual	Actual	Project	Budget	Req. Dept	Adm. Rec.	BOC App.	Change		
EXPENDITURES/EXPENSES		2019	2020	2021	2021	2021	2022	2022	2022		REMARKS	
Franklin/Hart Airport Authority	57.2140	3,500	3,500	2,625	3,500	3,500	10,000	3,500	8,500			
		3,500	**3,500**	**2,625**	**3,500**	**3,500**	**10,000**	**3,500**	**8,500**	**142.86%**	0.00%	
FY 16 Budget amount												
NO BUDGET REQUEST SUBMITTED						Admin. Cuts fr. dpt. Req.		$ 6,500				
						Admin. Cuts fr. Prior year		$ -				
						Board Cuts		$ (5,000)				

BUDGET WORKSHEET FISCAL YEAR														
HART COUNTY GENERAL FUND														
100.76300.Community Action Programs						**8**						Budget		
						Month			Depart.	Admin.	Comm.	Percent		
	Ac	Actual	Actual	Actual	Actual	Actual	Project	Budget	Req. Dept	Adm. Rec.	BOC App.	Change		
EXPENDITURES/EXPENSES		2017	2018	2019	2020	2021	2021	2021	2022	2022	2022		REMARKS	
Hart Partners	57.1075		0	0	0	0	100	100	100	100	100	0%		
TOTAL		**0**	**0**	**0**	**0**	**0**	**100**	**100**	**100**	**100**	**100**	**0.00%**	0.00%	
FY 16 Budget amount														
								Admin. Cuts fr. dpt. Req.		$ -				
								Admin. Cuts fr. Prior year		$ -				
								Board Cuts		$ -				

BUDGET WORKSHEET FISCAL YEAR																	
bUDGET WORKSHEET FISCAL YEAR																	
100.76400.Adult Basic Ed. (Lit Ctr)								**8**						Budget			
								Month			Depart.	Admin.	Comm.	Percent			
	Act	Actual	Actual	Actual	Actual	Actual	Actual	Actual	Project	Budget	Req. Dept	Adm. Rec.	BOC App.	Change			
EXPENDITURES/EXPENSES		2015	2016	2017	2018	2019	2020	2021	2021	2021	2022	2022	2022		REMARKS		
Energy	53.1200	9,854	13,242	13,425	13,535	12,752	12,987	6,107	9,161	10,500	13,000	13,000	13,000				
Disposal	52.2110	541	623	649	616	600	600	327	491	650	650	650	650				
Fencing @ Literacy Center	53.1606		764														
Building repairs	53.1720	120	3,236	1,125			620										
Learning Center Heat Exchanger	53.1851		3,996														
Auditor Adjustment							121										
TOTAL		**10,515**	**21,861**	**15,199**	**14,025**	**13,352**	**14,327**	**6,434**	**9,651**	**11,150**	**13,650**	**13,650**	**13,650**	**0**	**-100.00%**	18.32%	
FY 16 Budget amount																	
											Admin. Cuts fr. dpt. Req.		$ -				
											Admin. Cuts fr. Prior year		$ 2,500				
note 1: FY15 BOC changed from quarterly supplement to paying for utilities											Board Cuts		$ -				

BUDGET WORKSHEET FISCAL YEAR														
HART COUNTY GENERAL FUND														
100.90000 Other Financing Uses						**8**						Budget		
						Month			Depart.	Admin.	Comm.	Percent		
	Act	Actual	Actual	Actual	Actual	Actual	Project	Budget	Req. Dept	Adm. Rec.	BOC App.	Change		
REVENUES & EXPENDITURES		2017	2018	2019	2020	2021	2021	2021	2022	2022	2022		REMARKS	
EXPENDITURES/EXPENSES														
OTHER FINANCING USES														
TRANSFER TO WATER&SEWER	61.2100		351	191	25	2,093							Note 1	
TRANSFER TO E-911	61.2120	50,000	80,000			50,000	100,000							
TRANSFER TO IBA	61.2130	125,218	197,220	162,394	122,192	145,030			137,984	120,920	120,920		Note 2	
TRANSFER TO CONFISCATIONS	61.2140			3,338		11,364								
TRANSFER TO JDA	61.2160	7,593	9,575	10,301	7,550	7,550			12,500	12,500	12,500		Note 2	
TRANSFER TO HEALTH CARE	61.2170	300												
TRANSFER TO SP-5	61.2180		0											
Transfer to Corps Sites	61.2210					25,000								
TOTAL OTHER FINANCING USES														
					28,165									
TOTAL EXPENDITURES / EXPENSES		**277,498**	**287,147**	**176,225**	**157,932**	**241,037**	**100,000**	**133,420**	**150,484**	**133,420**	**133,420**			
FY 16 Budget amount														
Note 1: is a pass through for Water Authority SPLOST														
Note 2: is pass through for SPLOST														

BUDGET WORKSHEET FISCAL YEAR													
201. Drug Abuse Treatment & Education													
						8						Budget	
						Month			Depart.	Admin.	Comm.	Percent	
	Act	Actual	Actual	Actual	Actual	Actual	Project	Budget	Request	Rec.	Approved	Change	
REVENUES & EXPENDITURES		2017	2018	2019	2020	2021	2021	2021	2022	2022	2022		REMARKS
Revenues													
Fines/Superior Ct	35.1110	13,655	11,431	14,558	11,189	6,598	9,897	10,000	10,000	10,000	10,000	0%	
Fines/Magistrate Ct	35.1130	2,370	935	786			0	2,000	2,000	2,000	2,000	0%	
Fines/Probate Ct		21,077	20,182	16,721	6,145	3,281	4,922	15,000	15,000	15,000	15,000	0%	
Interest Investments	36.1000				263	17							
DOAS/Office of Treasury	36.1120	2											
City of Hartwell Reimb	35.1170	4,086		4,185			0						
City of Royston	35.1175		210		211	326	489	400	400	400	400		
Contributions / Donations	37.1000			50									
Auditor Adjustment					2,939								
Total Revenues		**41,188**	**32,759**	**36,299**	**20,748**	**10,223**	**15,308**	**27,400**	**27,400**	**27,400**	**27,400**	0%	
Expenditures													
Regular wages	51.1100												
FICA	51.2200												
Education & Training	52.3700						0	500	500	500	500		
Other Supplies	53.1700				3,424	3,424							
Office supplies	53.1710	52,767	16,877	2,894	26,450	20,124	30,186	10,000	10,000	10,000	10,000	0%	
Vehicles	54.2200							30,000					
DARE Program/City	57.1000												
DARE Program/School	57.1100												
Auditor Adjustment					440								
Total Expenditures		**52,767**	**16,877**	**2,894**	**30,314**	**23,547**	**30,186**	**40,500**	**10,500**	**10,500**	**10,500**	-74%	
								Admin. Cuts fr. dpt. Req.		$ -			
								Admin. Cuts fr. Prior yr b		$ 30,000			
								Board Cuts		$ -			
Revenues minus expenses (fund balanc		**$ (11,579)**		**$ 33,405**	**$ (9,566)**	**$ (13,325)**	**$ (14,878)**	**$ (13,100)**	**$ 16,900**	**$ 16,900**	**$ 16,900**		
Fund Balance 2012	**$ 19,414**												
Fund Balance 2013	**$ 4,548**												
Fund Balance 2014	**$ 9,473**												
Fund Balance 2015	**$ 21,728**												
Balance 2016	**$ 36,611**												
Fund Balance 2017	**$ 25,034**												
Fund Balance 2018	**$ 40,916**												

Fund Balance 2019	**$ 23,378**
Fund Balance 2020	**$ 24,480**
Potential Fund Balance 20	**$ 9,602**
Potential Fund Balance 2022	

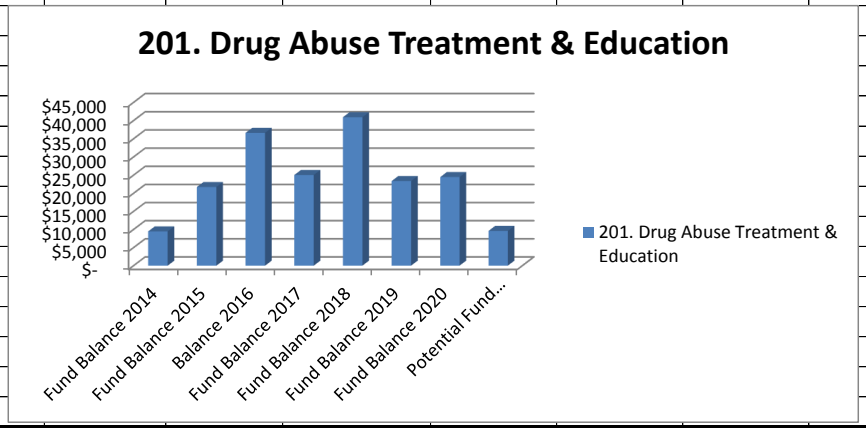

BUDGET WORKSHEET FISCAL YEAR		35000 Fire &												
203. Insurance Premium							7						Budget	
							Month			Depart.	Admin.	Comm.	Percent	
		Actual	Actual	Actual	Actual	Actual	Actual	Project	Budget	Request	Rec.	Approved	Change	
		2001	2017	2018	2019	2020	2021	2021	2021	2022	2022	2022		REMARKS
Revenues														
Insurance Tax	31.6200	552,663	1,094,009	1,171,646	1,355,893	1,445,147	1,335,893	1,263,350	1,335,893	1,445,147	1,445,147	1,445,147	8%	
donation	33.1130		145		500	1,000		-						
Interest	36.1000	6,015	4,429	43	46		35	35					#DIV/0!	
Interest GA 1	36.1120			11,399	24,287	15,731	13,471	13,471	10,000	13,000	13,000	13,000		
Misc. Rev	38.9000				9,275			-						
Total Revenues		**558,678**	**1,098,583**	**1,183,088**	**1,390,001**	**1,461,878**	**1,349,398**	**1,276,856**	**1,283,200**	**1,458,147**	**1,458,147**	**1,458,147**	14%	
Expenditures														
10000 General Govt Code Enforcement														
PART TIME WAGES	51.1105													
Code Enforcement	51.1116		22,633	22,692	26,804	28,051	22,553	38,662	61,000	52,062	52,062	52,062		
Building Inspector	51.1111		1,205	1,205	1,237	1,246	532	913	1,200	52,000	52,000	52,000		
Maintenance	51.1133							0		24,918	24,918	24,918		
Overtime	51.1300		751	391	445	872	710	1,217	1,000	1,000	1,000	1,000		
Health Insurance	51.2100		1,425	746	795	1,145	625	1,072	5,000	#REF!	29,789	29,789		
Group Ins. /ACA	51.2111		20					0						
FICA	51.2200		1,889	1,863	2,224	2,085	1,736	2,976	4,835	8,704	8,704	8,704		
Workman Comp	51.2700				399				850	1,500	1,500	1,500		
office supplies										1,500	1,500	1,500		
Vehicles	54.2200						4,000							
			27,922	**26,895**	**31,903**	**33,400**	**26,157**	**44,840**	**73,885**	**#REF!**	**171,474**	**171,474**		
15950 General Administration fees														
Dues/Ga Mtns RDC	52.3600		23,015	23,130	23,229	23,548	17,864	23,000	23,000	27,210	27,210	27,210		
			23,015	**23,130**	**23,229**	**23,548**	**17,864**	**23,000**	**23,000**	**27,210**	**27,210**	**27,210**		
33000 Sheriffs Office														
Health Insurance														
Health Insurance ACA fees														
3														
35000 FIRE														
Wages Regular	51.1100	44,119	133,550	137,809	137,191	144,016	94,480	161,965	141,680	149,810	149,810	149,810	-84%	
additional Personnel (Training Cpt)														
Part time wages				2,502	593	114	296	507	3,000	3,500	3,500	3,500		
PTO Buyout	51.1136							0	1,500	2,000	2,000	2,000		
Firemans call pay	51.1210	32,482	59,366	64,676	56,430			0	75,000	76,000	76,000	76,000	1%	
Overtime	51.1300		667	1,505	2,028	2,223	2,653	4,548	3,000	3,200	3,200	3,200		
Health Insurance	51.2100	2,367	14,965	21,502	28,209	29,388	19,854	34,035	30,869	31,795	31,795	31,795	3%	
FICA	51.2200	5,859	10,360	1,210	10,911	10,415	7,240	12,412	10,963	12,126	11,460	11,460	5%	
Retirement	51.2400		27,463	17,906	13,487	18,276	212,245	363,849	25,000	30,000	30,000	30,000	20%	
Workmans comp	51.2700		10,452	15,862	19,411	16,367		0	19,600	20,000	20,000	20,000		
Fire Fighter Cancer Insurance	51.2105			15,991	21,945	23,746	8,211	14,076	23,000	23,000	23,000	23,000		
Professional fees	52.1200						76							
Hep b Vac	52.1260		376	515				0	700	700	700	700		
Radio Maintenance Contract	52.1310						6,840	6,840	6,840	6,840	6,840	6,840		
Grant Application	52.1312				500			500						
Who Responding application	52.1314			1,700	1,425		2,995		2,100	3,000	3,000	3,000		
Air Fill Station Maintenance	52.1320						1,780		4,000	4,200	4,000	4,000		

Disposal	52.2110	138	216	174	185	174	258	442	250	300	300	300	20%	
Repairs/Outside Labor	52.2206	73	12,285	8,590	15,516	31,189	6,729	11,536	16,000	18,500	18,500	18,500	16%	
Insurance gen liability	53.3110		5,315	22,777	20,492	38,671		0	27,400	27,400	27,400	27,400		
Communication/telephone	52.3200	806	15,539	14,061	12,066	13,000	6,398	10,968	13,000	13,000	13,000	13,000	0%	
Postage	52.3210	167	69	390	3,089	50	17	29	200	225	200	200	0%	
Advertising	52.3300		392	413				0	400	400	400	400		
Travel/Lodging	52.3500	821		62		103			500	500	500	500	0%	
Dues/fees	52.3600		334	175	175	175	175	300	300	350	300	300		
Education/training	52.3700	140	538	1,515	716	1,112	49	84	800	800	800	800	0%	
Pest Control	52.2205			450	225			-	3,000	3,250	3,000	3,000		
Energy	53.1200	13,412	25,659	31,700	31,014	25,589	18,137	31,091	32,000	33,000	33,000	33,000	3%	
Firefighter's Dinner	53.1350	1,296	2,579	2,115	2,066	2,702	78	78	3,000	3,200	3,000	3,000	0%	
Books,textbooks,periodicals	53.1400		281			1,672		0	1,500	1,500	1,500	1,500	0%	
House Heeping Supplies	53.1702				139	1,076	138		2,000	2,000	2,000	2,000		
Office Supplies	53.1710	1,402	1,486	1,114	2,026	3,030	627	1,075	2,000	2,000	2,000	2,000	0%	
Promotional Items	53.1715		636	807	1,000			0	800	800	800	800		
Bldgs/grounds supplies	53.1720	10,044	5,934	7,518	10,734	9,636	2,491	4,269	13,700	23,000	23,000	23,000	68%	
Turn-out Gear	53.1725	1,985					4,000	6,857						
Uniform	53.1730		3,901	3,461	1,204	835	651	1,116	4,000	4,500	4,000	4,000	0%	
HV/AC repair	53.1732						182	312						
Firefighting foam	53.1745		7,061	2,383	3,780			0	6,000	5,000	5,000	5,000		
Parts/repair equipment	53.1750	11,411	9,823	14,289	13,361	31,040	6,825	11,701	25,000	25,000	25,000	25,000	0%	
Oil	53.1760	228	709	1,170	900	974	413	707	1,200	1,300	1,200	1,200	0%	
Tires/tubes	53.1770	1,988	2,821	4,044	5,199	2,717	639	1,095	4,000	4,500	4,500	4,500	13%	
Batteries-vehicles	53.1780	2,327	1,483	2,441	2,758	1,605	2,132	3,655	2,500	3,000	2,500	2,500	0%	
DOR Impact Fees	53.1781		2,840	2,900	2,826	2,933		0	3,000	3,000	3,000	3,000		
Batteries-other	53.1782		1,907	4,100	1,027	1,052	1,147	1,966	3,000	3,000	3,000	3,000		
Gasoline	53.1790	6,086	6,237	7,639	7,525	5,791	4,254	7,293	8,000	9,000	8,000	8,000	0%	
Diesel	53.1800		11,219	14,884	11,813	8,481	6,314	10,824	15,000	17,000	15,000	15,000	0%	
Pagers	54.2508													
Vehicles	54.2200													
Non Regular Capital / Assistant Chief Vehicle														
Fire Hydrants	54.2510													
Hoses and other equip	54.2512													
add to match audit						99,258								
35000 FIRE TOTAL EXPENDITURES		**137,151**	**376,462**	**430,351**	**441,966**	**527,412**	**418,323**	**704,131**	**535,802**	**571,695**	**566,205**	**566,205**	**6%**	30,403
35200 Forest Resources (fire)	52.2203		**5,408**	**5,408**	**6,898**			**5,408**	**5,408**	**5,408**	**5,408**	**5,408**	**5,408**	
42000 Road Dept			**600,000**	**589,661**	**444,000**	**444,000**	**381,261**	**444,000**	**555,720**	**601,519**	**601,519**	**601,519**		
Regular Employees	51.1100			500,000	444,000	444,000	381,261	444,000	555,720	465,097	465,097	465,097		
Overtime	51.1300			2,875						136,422	136,422	136,422		
Social Sec FICA	51.2200			38,786										
Workmans Comp				48,000										
Total Expenditures		**405,479**	**1,034,959**	**1,075,445**	**947,995**	**1,029,053**	**843,604**	**1,221,379**	**1,193,814**	**#REF!**	**1,371,816**	**1,371,816**	15%	
											178,001			
Rev-exp (fund balance transfer)		**77,649**	**63,624**	**107,643**	**442,006**	**432,825**	**505,794**	**55,477**	**89,386**	**#REF!**	**86,331**	**86,331**		
									Admin. Cuts fr. dpt. Req.		#REF!			
									Admin. Cuts fr. Prior yr bu		178,001			
									Board Cuts		-			

Fund Balance 2012	**$ 794,742**
Fund Balance 2013	**$ 624,961**
Fund Balance 2014	**$ 416,613**
Fund Balance 2015	**$ 231,852**
Fund Bal 2016	**$ 161,302**
Fund Bal 2017	**$ 224,926**
Fund Bal 2018	**$ 321,664**
Fund Bal 2019	**$ 2,027,019**
Fund Bal 2020	**$ 2,459,844**
Potential Fund Bal 2021	**$ 2,515,321**
Potential Fund Bal 2022	**$ 2,604,706**

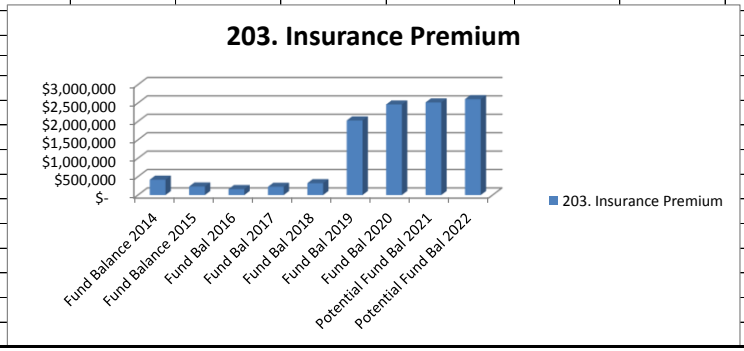

BUDGET WORKSHEET FISCAL YEAR														
10% Surcharge/Jail Fund							**10**						Budget	
204.33260. Jail Operations							Month			Depart.	Admin.	Comm.	Percent	
		Actual	Actual	Actual	Actual	Actual	Actual	Project	Budget	Request	Rec.	Approved	Change	
REVENUES & EXPENDITURES		2013	2017	2018	2019	2020	2021	2021	2021	2022	2022	2022		REMARKS
Revenues														
Superior	35.1110	5,685	11,513	8,829	7,727		1,183	1,419	8,000	8,000	8,000	8,000	0%	
Magistrate	35.1130	1,205	2,965	1,332	1,329		5,699	6,839	2,000	2,000	2,000	2,000	0%	
Probate Court	35.1150	19,005	33,322	27,745	30,388		12,757	15,308	30,000	30,000	30,000	30,000	0%	
Interest	36.1000		2	5	13		2	3						
Misc. Revenue	38.1110						3,818	3,818						
Total Revenues		**25,896**	**47,802**	**37,911**	**39,457**	**36,822**	**23,458**	**27,386**	**40,000**	**40,000**	**40,000**	**40,000**	**0%**	
Expenses														
Technical	52.1310	5,220	6,234	3,737	8,188		452	542	8,000	8,000	8,000		-100%	
FIRE ALARM SYSTEM	52.2001							0						
Repairs & Maintenance	52.2200	9,779	13,377	17,449	21,224		13,474	16,169	15,000	15,000	15,000		-100%	note 1
Housekeeping supplies	53.1702	9,226	7,401					0	8,000	8,000	8,000		-100%	note 1
Radios	53.1705													
Office Supplies	53.1710							0						note 1
Education and Training	52.3700							0	10,000	10,000	10,000			
Radios	53.1705				4,500									
Bldgs/Grounds supplies	53.1720							0					#DIV/0!	note 1
Other Equipment	54.2500						7,635	7,635		1000	1000			
New AC	54.2502			6,583	6,395				1,000					
TRUSTEES AC UNIT	54.2504							0						
Capital outlay	54.2100		6,500					0						note 2
Total Expenses		**24,224**	**33,512**	**27,769**	**40,307**	**34,368**	**21,561**	**24,346**	**42,000**	**42,000**	**42,000**	**0**	**-100%**	
Rev-exp (fund balance transfer)		**1,672**	**14,290**	**10,143**	**(850)**	**2,454**	**1,897**	**3,040**	**(2,000)**	**(2,000)**	**(2,000)**	**40,000**		
note 1: costs shited to/from 204 SR Jail Fund acct depending on fund balance in that acct.														
Note 2: Request for concrete pad be poured where vehicle washing takes place														
Fund Bal 2012		**$ 1,934**												
Fund Bal 2013		**$ 3,606**												
Fund Bal 2014		**$ 3,118**												
Fund Bal 2015		**$ 17,062**												
Fund Bal 2016		**$ 6,162**												
Fund Bal 2017		**$ 20,452**												
Fund Bal 2018		**$ 30,595**												
Fund Bal 2019		**$ 29,745**												
Fund Bal 2020		**$ 32,199**												
Potential Fund Bal 2021		**$ 35,239**												
Potential Fund Bal 2022		**$ 33,239**												

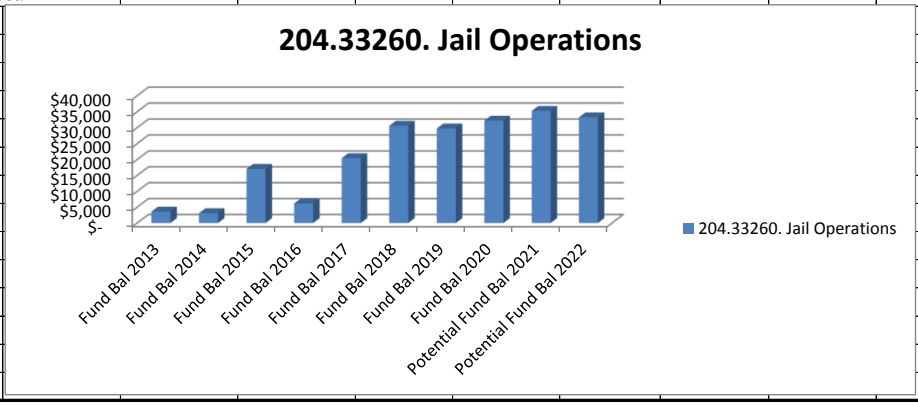

BUDGET WORKSHEET FISCAL YEAR															
Behavorial Health Account							**10**						Budget		
206..							Month			Depart.	Admin.	Comm.	Percent		
		Actual	Actual	Actual	Actual	Actual	Actual	Project	Budget	Request	Rec.	Approved	Change		
REVENUES & EXPENDITURES		2013	2017	2018	2019	2020	2021	2021	2021	2022	2022	2022		REMARKS	
Revenues							173								
Interest	36.1000	17	24	15	13	3		0							
Escrow Maint of Beh. Health Bldg.	38.1100	6,000	6,000	4,549	6,000	6,000	4,500	6,000	6,000	6,000	6,000	6,000	0%		
Total Revenues		**6,018**	**6,024**	**4,564**	**6,013**	**6,003**	**4,673**	**6,000**	**6,000**	**6,000**	**6,000**	**6,000**	0%		
Expenses															
Repairs and Maintenance	52.2200		2,250	14,627	6,451		1,330	4,000	200	200	200				
HVAC Maint	52.2201		152	436	506				400	400	400				
Other Purchased Services	52.3000						173								
Supplies	53.1700				2,320			0							
Bldg & Ground Supplies	53.1720	1675	7,194	2,034	-100			0	350	300	300				
HVAC replacement over 15 years				3,723				3,723							
Maint Costs		734						0							
Clinical Travel expence for Community								0	5,050	5,100	5,100				
Total Expenses		**2,409**	**10,697**	**20,820**	**9,178**	**4,901**	**1,503**	**7,723**	**6,000**	**6,000**	**6,000**	**0**	-100%		
Rev-exp (fund balance transfer)		**3,609**	**(4,673)**	**(16,256)**	**(3,165)**	**1,102**	**3,170**	**(1,723)**	**-**	**-**	**-**	**6,000**			
Fund Bal 2012		**$ 44,584**													
Fund Bal 2013		**$ 48,193**													
Fund Bal 2014		**$ 44,692**													
Fund Bal 2015		**$ 44,062**													
Fund Bal 2016		**$ 47,486**													
Fund Bal 2017		**$ 42,813**													
Fund Bal 2018		**$ 26,543**													
Fund Bal 2019		**$ 23,378**													
Fund Bal 2020		**$ 24,480**													
Potential Fund Bal 2021		**$ 22,757**													
Potential Fund Bal 2022		**$ 22,757**													

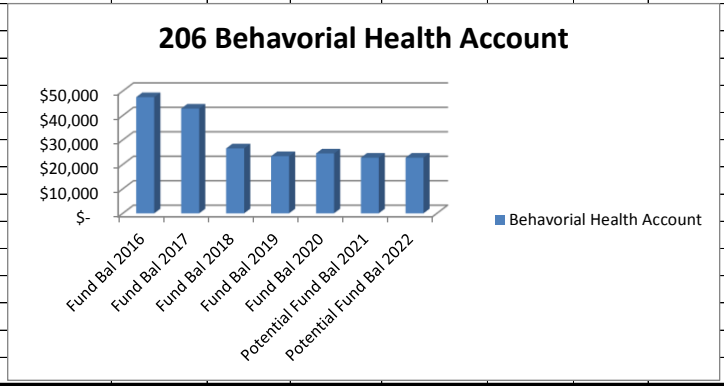

BUDGET WORKSHEET FISCAL YEAR												
210 Confiscated Assets-Vise Control												
					7						Budget	
					Month			Depart.	Admin.	Comm.	Percent	
		Actual	Actual	Actual	Actual	Project	Budget	Request	Rec.	Approved	Change	
REVENUES & EXPENDITURES		2018	2019	2020	2021	2021	2021	2022	2022	2022		REMARKS
Revenues												
Proceedsa / Confiscated Prop	35.1360	24,016	9,625									
Other - Misc. rev	38.9000	1,593	500	1,214	2,800	4,800						
GA Sheriff's Assoc / Deputy	38.9010	534				0						
Transfer in from GF	39.1210		3,338									
	11.1110											
						0						
						0						
Total Revenues		**26,143**	**13,463**	**1,214**	**2,800**	**4,800**	**0**	**0**	**0**	**0**	######	
Expenditures												
Informants	52.1002		200	150	1,500	2,571	6,000	500	500			
District Attorney	52.1003		8									
Vehicles	54.2200		22,660									Note 1
Misc.					1,000			6,000	6,000			
Vests					1,800						######	
Total Expenditures		**0**	**22,868**	**150**	**4,300**	**2,571**	**6,000**	**6,500**	**6,500**	**0**	-100%	Note 2
							Admin. Cuts fr. dpt. Req.		$ -			
							Admin. Cuts fr. Prior yr b		$ (500)			
							Board Cuts		$ (6,500)			
Revenues minus expenses (fund balance transfer)					**$ (1,500)**	**$ 2,229**	**$ (6,000)**	**$ (6,500)**	**$ (6,500)**	**$ -**		
Note 1: Proceeds from confiscated property used to fund an investigator's vehicle												
Note 2: Revenue for this acount is dependant on property awarded by court to Law Enforcement												
Fund Balance 2018	$ 25,143											
Fund Balance 2019	$ 16,664											
Fund Balance 2020	$ 17,708											
Potential Fund Balance 2021	$ 11,208											

BUDGET WORKSHEET FISCAL YEAR													
215.E911 Fund						**8**						Budget	
						Month			Depart.	Admin.	Comm.	Percent	
	Act	Actual	Actual	Actual	Actual	Actual	Project	Budget	Request	Rec.	Approved	Change	
		2017	2018	2019	2020	2021	2021	2021	2022	2022	2022		REMARK
Revenues													
Prepaid wireless DOR	34.2559	38,172		103,511		76,609	114,913	102,000	115,000	115,000			
Non-Prepaid / DOR	34.2563			239,247		237,436	356,154	320,000	350,000	350,000			
Calculated From New Law				92,360				18,187					
INTEREST REVENUES	36.1000			69		26	38						
To match audit		(49,945)											
Total Revenues		**399,012**	**413,081**	**435,187**	**474,524**	**314,071**	**471,106**	**440,187**	**465,000**	**465,000**	**-**	-100%	
Expenditures													
Regular employees	51.1100	172,339	165,937	170,952		109,873	164,810	170,387	194,589	194,589	194,589	14%	
COLA								4,260	4,900	4,900	4,900		
Part Time Wages	51.1105	40,933	33,137	25,771		17,417	26,126	50,000	35,000	35,000	35,000	-30%	
overtime	51.1300	46,388	62,595	79,373		24,799	37,199	38,129	38,000	38,000	38,000		
PTO Buyout	51.1135	2,659	1,565	1,860			1,800	1,845	2,800	2,800	2,800	52%	
Group insurance	51.2100	24,009	25,630	36,777		31,719	47,578	#REF!	48,000	48,000	48,000	#REF!	
Group Insurance ACA Fees	51.2111	153	5				-					#DIV/0!	
FICA	51.2200	19,913	19,959	20,804		9,938	14,907	20,243	21,060	21,060	21,060	4%	
Retirement contributions	51.2400	1,219	1,279	897		286	429	1,450	1,200	1,200	1,200	-17%	
Workers comp	51.2700	1,200	1,300	1,203			-	1,200	1,500	1,500	1,500		
Maint/E911 System	52.1010	18,441	20,564	21,186		22,465	20,035	24,000	24,000	24,000	24,000	0%	
Access Charges -Hart Telco	52.1011	4,730	5,160	10,505		3,440	5,160	5,200	5,200	5,200	5,200	0%	
ANI Charges - Hart Telco	52.1012	27,318	28,260	20,130		17,307	25,961	28,000	26,000	26,000	26,000	-7%	
ANI/ALI Charges Bell South	52.1013	9,860	14,769	11,084		5,420	8,130	13,000	10,000	10,000	10,000	-23%	
ANI/ALI Charges Alltel	52.1014	8,115	8,431	9,040		4,721	7,081	8,000	8,000	8,000	8,000	0%	
Cingular Wireless	52.1016	1,237	1,229	290			-	2,500				-100%	
Sprint Spec	52.1019						-						
Triton Pcs							-						
Weather Service	52.1020		147				-	150	150	150	150	0%	
Emergency Notification System		5,647	5,500	5,498			-	5,700	5,700	5,700	5,700		
Auditor	52.1240	340	340			340	340	400	400	400	400		
MEDICAL SERVICE	52.1260	212	1,220	879		297	446	1,000	500	500	500		
Data / service	52.1301	5,400				654							
Disposal	52.2110	-1,446	1,277	1,308			-	-				#DIV/0!	
Maint	52.2200		2860	6,558		4275	6,413	3,500	6,500	6,500	6,500	86%	
Mobile Comm maintaince Radio	52.2203								16,560	16,560	16,560		
Pest control	52.2205						-						
Outside Labor	52.2206	225				16,560	24,840	500	500	500	500	0%	

Communications/telephone	52.3200	34,347	32,564	31,179		19,908	29,862	35,000	35,000	35,000	35,000	0%	
Postage	52.3210	47	99.96	50			-	100	100	100	100	0%	
Printing & Binding	52.3400						-						
Travel	52.3500	154				31	46	300	300	300	300	0%	
Dues and Fees	52.3600	137	137				-	150	150	150	150	0%	
Training	52.3700	163.47	249	145		114	171	500	500	500	500	0%	
Energy	53.1200	19,440	20,446	18,965		10,578	15,867	20,000	16,000	16,000	16,000	-20%	
Office supplies	53.1710	2,165	315	617		2,503	3,755	1,500	1,500	1,500	1,500	0%	
Parts	53.1750		423			508	762					#DIV/0!	
signs	53.1720												
Gasoline	53.1790												
Machinery and Equipment	54.2000												
computers	54.2400		3,818										
Digital Radio System	54.2404			21,466									
Recording System	54.2410												
Other Equipment	54.2500							5,000					
911 Wall Air conditioner	54.2509												
add to match audit		12,350											
Total Expenditures		**457,698**	**459,215**	**496,539**	**504,978**	**303,152**	**441,715**	**#REF!**	**504,108**	**504,108**	**504,108**	#REF!	
Rev-exp (fund balance transfer)		**(58,686)**	**(46,134)**	**(61,352)**	**(30,454)**	**10,918**	**29,391**	**#REF!**	**(39,108)**	**(39,108)**	**(504,108)**		
							7%	#REF!	-8%	-8%	-100%		
Fund Bal 2000													
Fund Bal 2001													
Fund Bal 2002													
Fund Bal 2003													
Fund Bal 2004													
Fund Bal 2005													
Fund Bal 2006													
Fund Bal 2007								14%					
Fund Bal 2008								10%					
Fund Bal 2009													
Fund Bal 2010													
Fund Bal 2011			$ (86,682)										
Fund Bal 2012			$ (44,772)										
Fund Bal 2013			**$ 274,972**										
Fund Bal 2014			**$ 270,351**										
Fund Bal 2015			**$ 199,349**										
Fund Bal 2016			**$ 62,244**										
Fund Bal 2017			**$ 23,008**										
Fund Bal 2018			**$ 114,322**										
Fund Bal 2019			**$ 86,922**										
Fund Bal 2020			**$ 103,803**										

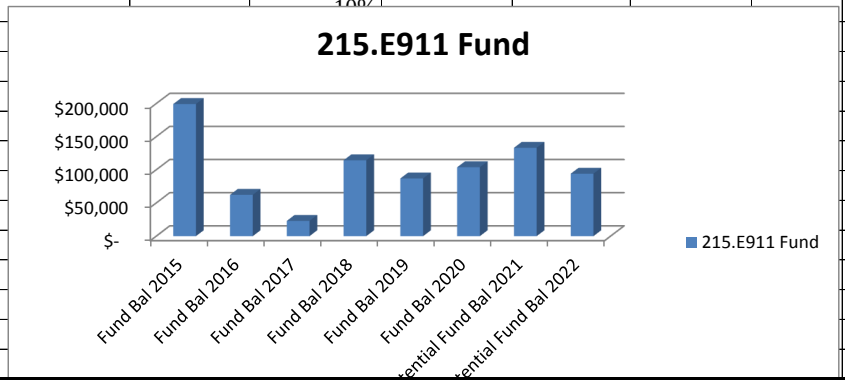

Potential Fund Bal 2021			**$ 133,194**				

BUDGET WORKSHEET FISCAL YEAR													
DFACs Building Fund						**7**						Budget	
216. DFACs Building Fund						Month			Depart.	Admin.	Comm.	Percent	
	Act	Actual	Actual	Actual	Actual	Actual	Project	Budget	Request	Rec.	Approved	Change	
REVENUES & EXPENDITURES		2017	2018	2019	2020	2021	2021	2021	2022	2022	2022		REMARKS
Operating Revenues													
Operating Revenues (Rent)	38.0000						0						
Maint. Escrow-Prior Lease	38.1100						0					#DIV/0!	
Lease Payments-Prior Lease	39.5000	69,020	69,020	69,020	69,020	40,262	69,020	69,020	69,020	69,020	69,020	0%	
SUBTOTAL OP REVS	**116**	**69,020**	**69,020**	**69,020**	**69,020**	**40,262**	**69,020**	**69,020**	**69,020**	**69,020**	**69,020**		
Capital Revenues													
Capital Expense Rent													
Interest	36.1120		1,761	4,052	2,134	1,729				2,134	2,134	#DIV/0!	
SUBTOTAL CAP REVS			1,761	4,052	2,134	1,729	0	**0**					
Total Revenues		**69,020**	**70,781**	**73,072**	**71,154**	**41,990**	**69,020**	**69,020**	**69,020**	**69,020**	**69,020**	0%	
Expenses													
Operating Expenses													
Adminstration Fee	52.1200		11,640	9,195				13,000	13,000	13,000	13,000		
Repairs & Maintenance	52.2200		3,030	2,550		1,789		21,000	21,000	21,000	21,000		
Maint/pest control	52.2205		730	840		420		750	750	750	750		
Oak Tree Removal	52.2205												
HVAC Repairs	52.2202												
HVAC	52.2201					612							
Repairs													
Energy Rebate Program	52.2218												
Alarm Monitoring	52.2212			542			0						
General Liability Insurance	52.3110		1,600	1,625				3,000	3,000	3,000	3,000		
Office supplies			185										
Replace Roof	52.2204			48,515									
Other Supplies	53.1700			1,343									
SUBTOTAL OP EXP		**0**	**17,185**	**64,610**		**2,821**	**0**	**37,750**	**37,750**	**37,750**	**37,750**		
Capital Expenses													
Capital Lease	58.1200											#DIV/0!	
interest capital lease	58.2200												
SUBTOTAL CAP EXPS							**0**	**0**	**0**	**0**	**0**		

Total Expenses		**62,421**	**17,185**	**64,610**		**2,821**	**0**	**37,750**	**37,750**	**37,750**	**37,750**	0%	
								Admin. Cuts fr. dpt. Re		$ -			
								Admin. Cuts fr. Prior y		$ -			
								Board Cuts		$ -			
Rev-exp (fund balance transfer)		**6,599**	**53,596**	**8,462**		**39,170**	**69,020**	**31,270**	**31,270**	**31,270**			
Rev-exp OPS (fund balance transfer)								**31,270**	**31,270**	**31,270**	**31,270**		
Rev-exp CAP (fund balance transfer)								**-**	**-**	**-**	**-**		
FUND BALANCE FY01													
FUND BALANCE FY02													
FUND BALANCE FY03													
Fund Bal 2004													
Fund Bal 2005													
Fund Bal 2006													
Fund Bal 2007			**$ 32,830**										
Fund Bal 2008			**$ 26,689**										
Fund Bal 2009			**$ 28,113**										
Fund Bal 2010			**$ 26,596**										
Fund Bal 2011			**$ 19,414**										
Fund Bal 2012			**$ 17,344**										
Fund Bal 2013			**$ 6,153**										
Fund Bal 2014			**$ 7,688**										
Fund Bal 2015			**$ 53,121**										
Fund Bal 2016			**$ 94,708**										
Fund Bal 2017			**$ 101,307**										
Fund Bal 2018			**$ 154,904**										
Fund Bal 2019			**$ 211,881**										
Fund Bal 2020			**$ 270,955**										
Potential Fund Bal 2021			**$ 302,225**										

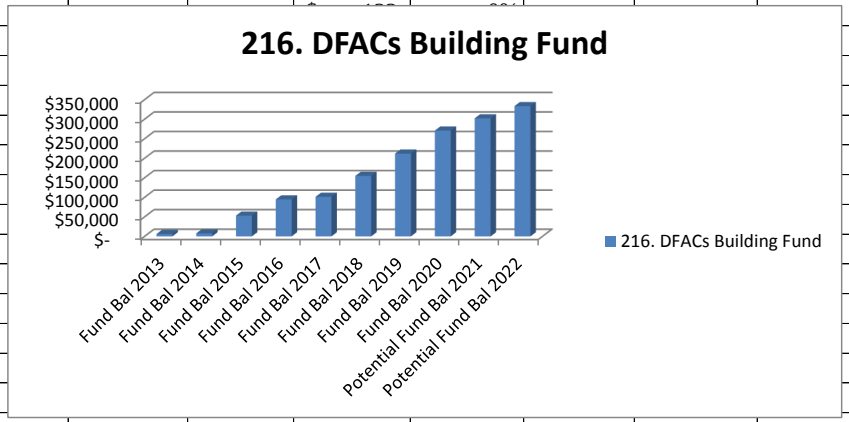

BUDGET WORKSHEET FISCAL YEAR												
220.Multiple Grant Fund												
							EXPENSES					
	Origi	FY17	FY18	FY18	FY19	FY20	Budget	Budget	Budget	Budget	Budget	
	Gra	Revenue	Revenue	Expenses	Expenses	Revenue	Expenses	Revenue	Expenses	Revenue	Expenses	
REVENUES & EXPENDITURES	An	Expected	FY18	FY18	FY19	FY20	FY20	FY21	FY21	FY22	FY22	REMARKS
Hazard Mitigation Grant	33.4126				16,200							
Sr Ctr "Thanks Mom & Dad Grant	33.4025				2,000							
LMIG 16												
LMIG 17		678,299										
LMIG 18			694,594					694,594				
LMIG 19	33.4011				715,979							
LMIG 20						776,404		715,979				
LMIG 21												
LMIG 22										756229.2		
LMIG Safety Grant												
Bulletproof Vests Sheriff												
2020 Stripe Grant #1	33.4121				100,000							
2015 Stripe Grant #2												
Knox Bridge Xing Grant 2014												
FLAP Grant 2014												
HCHA Trails Grant			253									
Inkind labor	36.1120				772,000							
GAEMS	33.4018		8,584		6,915		8,000	8,000				
Investment earnins		11,825	16,084		18,469	11,323						
Totals		**690,124**	**719,516**	**0**	**1,631,563**	**787,727**	**8,000**	**1,418,573**	**0**	**756,229**	**0**	
Expenditures												
30000 Public Safety												
Extraction unit	54.2430				6,915							
Total Public Safety		**-**	**-**	**-**	**6,915**	**-**	**-**	**-**	**-**			
39200 Emergency Management												
Hazard Mitigation Update	52.3015				16,200							
Total Emergency Management		**0**	**0**	**0**	**16,200**	**0**	**0**	**0**	**0**	**0**	**0**	
Capital Outlay												
LMIG 2013	54.4123				772000							
LMIG 2018	5404152				170521.55							

Total Capital Outlays			**0**	**0**	**0**	**942521.55**	**0**	**0**	**0**	**0**	**0**	**0**	

BUDGET WORKSHEET FISCAL YEAR

257.EIP Revolving Fund- App Foods

REVENUES & EXPENDITURES		YT Act	ADMIN RECOM 2018	COMM APPROVED 2018	ADMIN RECOM 2019	COMM APPROVED 2019	COMM APPROVED 2020	COMM APPROVED 2021	ADMIN RECOM 2022	COMM APPROVED 20220	REMARKS
Revenues											
	33.4102										
EIP Interest	36.1005		4,500	4,500	4,500	4,500	4,500	4,500	4,500	4,500	
Total Revenues			**4,500**	**4,500**	**4,500**	**4,500**	**4,500**		**4,500**	**4,500**	
Expenses											
EIP Admin	52.1102		1200	1200	1200	1200	1200	1200	1200	1200	
EIP Reapy	53.1104										
Total Expenses			**1,200**	**1,200**	**1,200**	**1,200**	**1,200**	**1,200**	**1,200**	**1,200**	

Lake Foods	
Loan Terms	
Principle Amount	$ 152,000
First Payment	10/1/2014
last Payment	10/1/2024
Monthly Payment Amt.	$ 1,503.00
Term	120 Payments
Fund Balance Latest Audit	$ -
END of Last FY Est Balance Due	$ 124,658
Interest rate	4%

SPLOST IV **THIS BUDGET IS EXPECTED T**

START 4/1/2012 Projects	**Original Amount**	**Up To FY15 Audit**	**FY15 Estimated**	**Estimated FY15 Remaining**
Revenue	**13,301,120**			
Estimated till End	**13,760,631**			
City of Hartwell				
City of Royston	358,400	125,108	126,561	106,731
City of Bowersville	185,600	100,000	55,000	30,600
City of Canon	37,120			37,120
Fire	1,360,000	430,847	355,993	573,160
Hoses and Equipment				
Turn Out Gear				
Generators				
Station 9 Pumper Truck				
Station 9 Grass Truck				
Ladder Truck				
Replacement Chief Vehicle				
Pagers				
Station 10				
Roads	3,600,000	########	767,360	########
FLAP Grant Match				
Misc Road Materials				
Misc Road Expenses				
Road dept dump trucks 2				
Road dept. pickup trucks 2				
LMIG FY15 (grant match)				
LMIG FY16 (grant match)				
LMIG FY17 (grant match)				
LMIG FY18 (grant match)				
Water	3,200,000	757,578	101,450	########
GEFA Loan Repay-New Water Tank				
Reed Creek Phase 2				
Nancy Hart Project				
Water Project				
Recreation	1,360,000	2,882	988,180	368,938
New Park Phase 2				
Misc Clay Street Improvements				
Equipment				
Pick up truck				
Z radius mower				
5 foot tiller				

Aerator				
Economic Development	3,200,000	426,684	468,080	########
Econ Development				
Northern Sewer Line				
Gateway Grading Project				
Gateway 1 Debt				
Gateway 2 Debt				
Gateway 3 Debt Rsvr payment				
Gateway 3 Debt Debt payment				
Gateway 2 EIP Loan Repayments				
L&W travel (Committed)				
Haering Rock (Committed)				
L&W Raod Grant match (Committed)				
Haering Road no Grant) (Committed)				
Haering Travel (Committed)				
Lift station 30% grant match (Needed)				
road and grading GW 3 and GW1 (Needed)				

Overall Note: Actual amount for FY18 will depend on actual spending from prior years.
Note 2: Excess Funds to be applied to Roads due to cuts in SPIII,

'O BE MODIFIED AS FY17 CLOSES OUT

FY16 Budget	Actual FY16 Remaining	Actual FY17 Remaining	Actual FY18 Remaining	9 Month Actual 2019	8 Month Actual 2017	Project 2017
2,800,000		2,583,785	2,318,524		1,596,163	2,394,244
403,000	140,157				196,386	294,579
106,731	**70,951**				23,457	23,457
30,600	**30,600**				15,000	15,000
37,120	**21,979**				15,640	15,640
173,000	**416,286**				12,554	315,000
40,000	24,209				2,554	40,000
38,000	38,000					55,000
						20,000
50,000	121					50,000
	(910)					
45,000	7,930					
					10,000	150,000
1,140,000	**1,174,164**				192,098	728,501
150,000	13696.34				52,334	78,501
300,000	131,958					150,000
	(4,349)					
140,000	13,890					
50,000	1,215					
500,000	500,000				139,764	
	13,697					500,000
860,000	**1,901,373**					
360,000	37,465					
200,000	108,937					
300,000	300,000					
356,000	**87,235**				747	87,235
250,000					500	
100,000					247	
3,500						

2,500			
1,355,541	**1,355,541**	493,907	553,000
300,000	243,994	1,613	50,000
394,000	394,000		-
500,000	161,451	221,995	230,000
40,000	311	40,000	40,000
90,000	15,000	90,000	90,000
140,300	11,710	140,300	143,000
12500			

City allocations must be per referendum.

Budget 2017	Depart. Request 2018	Admin. Rec. 2018	Comm. Approved 2018	Budget Percent Change	REMARKS
2,800,000	1,400,000	1,400,000	1400000		
403,200	201,600	201,600			
47,494	47,494	47,494			
15,600	15,600	15,600			
6,339	6,339	6,339			
315,000		235,000	403731.7	101,286	
40,000		40,000			
55,000		55,000			
20,000					
50,000					
150,000		140,000			
550,000	625,000	1,382,066	700,000	(836)	
150,000	150,000	150,000	150,000		
150,000	225,000	225,000	300,000		
250,000					
	250,000	250,000	250,000		
		1,480,972		1,901,373	
		-			
		12,938		87,235	

		-			
785,000	1,473,300	570,541	270,300	(902,759)	300,241
245,000					
-					
230,000	60,000				
40,000	40,000		40000		
90,000	90,000		90000		
140,000	140,300		140300		
40000					
	400000				
	123000				
	200000				
	60000				
	235000				
	125000				

SPLOST V		**THIS BUDGET IS EXPECTED TO B**		
SP 325		EX Aval	#REF!	
		Estimated	**Expense**	
START 4/1/2018	**Original**	**FY18**	**FY18**	**FY18**
Projects	**Amount**	**At Present**	**Estimated**	**Expenses**
Revenue	**16,000,000**	**#REF!**	**#REF!**	**1,610,286**
Estimated till End	**13,760,631**			
City of Hartwell	2,304,000	#REF!	#REF!	231,341
City of Royston	358,400	#REF!	#REF!	-
City of Bowersville	185,600	#REF!	#REF!	-
City of Canon	37,120	#REF!	#REF!	-
Intergovernamental				
Fire	1,400,000	#REF!	#REF!	
Hoses and Equipment				
Turn Out Gear				
Radio System				
Roads	3,600,000	#REF!	#REF!	
LMIG FY19 (grant match)				
Misc Road Materials				
Misc Road Expenses				
Equipment				
Stripping grant match				
Water	3,200,000	#REF!	#REF!	#REF!
GEFA Loan Repay-New Water Tank				
Reed Creek Phase 2				
CDBG 2020				
Water Project				
Recreation	500,000	#REF!	#REF!	#REF!
New Park Phase 2				
Misc Clay Street Improvements				
Commercial Weed Eater - 2 - Replacement				
Pick up truck				
Z radius mower				
5 foot tiller				

Aerator				
Economic Development	3,200,000	#REF!	#REF!	#REF!
Econ Development				
Northern Sewer Line				
Gateway Grading Project				
Gateway 1 Debt				
Gateway 2 Debt				
Gateway 3 Debt Rsvr payment				
Gateway 3 Debt Debt payment				
Gateway 2 EIP Loan Repayments				
L&W travel (Committed)				
Haering Rock (Committed)				
L&W Raod Grant match (Committed)				
Haering Road no Grant) (Committed)				
Haering Travel (Committed)				
Lift station 30% grant match				
road and grading GW 3 and GW1 (Needed)				
Public Safety	**1,214,000**	#REF!	**#REF!**	#REF!
Vests 53.1735				
Sheriff cars / EMS vehicle				
Monitors 54.2522				
Truck				
Radios				
Tasers				
Body Armour				
Extrication Equipment				
Extrication equipment 54.1212				
Supplies 53.1750				
Ambulance				

E MODIFIED AS FY19 CLOSES OUT

Audit FY18 Budget	Actual FY18 Remaining	Actual FY19 Audit	Actual FY20 Audit	Actual FY21 Remaining	10 Month Actual 2021	934,758 Project 2021
1,610,286	**1,378,945**	**3,711,205**			**2,884,008**	**3,460,810**
231,341	198,568	534,414	592,351	953,705	462,428	498,357
		8,554	**55,447**	**294,399**	51,691	
		23,886		**161,714**	5,049	
			1,927	**17,173**	19,927	
		510,009				
	311,111		**82,202**	**1,304,941**	142,728	
		12,857				
	800,000	**48**	**281,781**	**3,372,214**	**348,685**	
		214,794			163,804	
		635,206			169,407	
					425	
					2,800	
					12,250	
	711,111		**1,034,366**	**2,180,861**	125,236	
					53,895	
					71,341	
	34,722	**5,330**	**37,728**	**462,272**	125,000	

	711,111	**-**	**252,127**	**2,796,205**	132,390	241,990
					29,766	29,766
					93,520	112,224
		1054.2			9103.65	100000
	269,778	**365,627**	**117,437**	**730,900**	**127,212**	
		128,793			19,167	
		202,810				
		3,685				
		4,500			7,000	
		15,380				
		5,700				
		9,954				
					101,045	

Depart. Request 2022	Admin. Rec. 2022	Comm. Approved 2022	Budget Percent Change	REMARKS

				-
2,500				
140,000				

BUDGET WORKSHEET FISCAL YEAR
532. Health Care (HCHA Fund)

REVENUES & EXPENDITURES	2014	2015	2016	2017	7/1/2018 2018	2019	2020	2021	2022	REMARKS	
Revenues											
HCHA Final Payment	80,000										
RUC Rent	8,200	41,000									
Ty Cobb Lease Payments			553,614	2,744	1,942	1,197	18,006				
Bal. Previous year		80,000	547,375	679,746	354,367	128,377	39,839	47,139	47,139		
Rev. Total	**88,200**	**121,000**	**1,100,989**	**682,490**	**356,309**	**129,574**	**57,845**	**47,139**	**47,139**	2,478,562	
Expenses											
RUC Rent	8,200	36,900	12,300								
HCHA Insurance		854								**continue coverage through 2018**	
Supplies		155									
Substation #1				95,436						Transferred from FY16	
Substation #2				93,267	168,702					Transferred from FY16	
EMS Supplies			92,000			89,734	10,705				
Ambulance(s)		59,500		139,420							
Cardiac Mointors										Will depend on balance when buildings completed	
Exp. Total	**8,200**	**97,409**	**330,088**	**328,123**	**168,702**	**89,734**	**10,705**	**0**	**0**		
Rev-Exp (FB Transfer)	**80,000**	**23,591**	**770,901**	**354,367**	**128,377**	**39,839**	**47,139**	**47,139**	**47,139**		1,397,075

Min. Reserve	20,500	
Projected Fund Balance FY14	80,000	
Projected Fund Balance FY15	23,591	
Fund Balance FY16	679,746	
Fund Balance FY17	354,367	**Will depend on rental income and or liquidation of properties involved in final settlement with Ty Cobb**
Fund Balance FY18	128,377	**Will depend on rental income and or liquidation of properties involved in final settlement with Ty Cobb**
Fund Balance FY19	39,839	**Will depend on rental income and or liquidation of properties involved in final settlement with Ty Cobb**
Fund Balance FY20	47,139	
Fund Balance FY21	47,139	
Fund Balance FY22	47,139	

BUDGET WORKSHEET FISCAL YEAR													
540.Solid Waste Proprietary Fund						**10**						Budget	
						Month			Depart.	Admin.	Comm.	Percent	
	ACT	Actual	Actual	Actual	Actual	Actual	Project	Budget	Request	Rec.	Approved	Change	
	FY	2017	2018	2019	2020	2021	2021	2021	2022	2022	2022		REMARKS
OPERATING REVENUES													
DNR Grant HWTF	33.4100	36,660	42,139	29,937				25,000	2,500	2,500			
Refuse Collection Chgs	34.4110	1,051,408	1,208,205	1,235,391		1,222,599	1,467,119	900,000	1,250,000	1,250,000		-100%	note 3
Mulch Sale	34.4120	3,985	4,794	6,216		5,489	6,587	3,000	3,000	3,000			
Sale of recycling materials	34.4130	53,299	48,492	36,068		40,911	49,093	30,000	35,000	35,000		-100%	
Other Charges	34.4190					65							
Bag Sales	34.4192		14										
Airline Center	34.4198	25,104	21,923	22,802		19,453	23,344	24,000	24,000	24,000		-100%	
Goldmine Center	34.4200	19,542	17,903	20,030		19,184	23,020	20,000	21,000	21,000		-100%	
Hartwell Center	34.4202	51,002	47,300	45,575		39,876	47,851	50,000	50,000	50,000		-100%	
Hickory Crossing	34.4204	10,688	10,296	9,256		8,783	10,539	10,000	10,000	10,000		-100%	
Nuberg Center	34.4206	10,085	11,036	10,108		10,258	12,309	10,000	10,000	10,000		-100%	
Reed Creek Center	34.4208	27,075	27,797	29,102		31,212	37,454	26,000	30,000	30,000		-100%	
Sardis Center	34.4210	29,386	27,729	28,207		26,103	31,324	28,000	28,000	28,000		-100%	
Shoal Creek Center	34.4212	22,763	24,045	24,807		21,189	25,427	20,000	20,000	20,000		-100%	
Bad Check Fee	34.9300	55	90	60		41	49					#DIV/0!	
Non Operating Revenues													
Interest revenues/CD	36.1000												
Interest revenues/Ck acct	36.1100	22	26	62		12	14						
Investments GA Fund 1	36.1120	2663	7265	13007		161	193						
Add to match audit			(33,670)	(41,578)									
other													
Total Revenues		**1,314,312**	**1,465,384**	**1,469,049**	**1,602,281**	**1,445,333**	**1,734,322**	**1,146,000**	**1,483,500**	**1,483,500**	**0**	-100%	(1,146,000)
OPERATING EXPENSES													
45100 Solid Waste Administration													
Regular Wages	51.1000	306,688	337,984	317,387		308,400	370,081	366,455	399,919	399,919			
COLA								9,200					
Code Enforcement	51.1160												
Over time	51.1300	22	43				0	500	500	500			
Health Insurance	51.2100	20,242	28,690	33,613		26,326	31,591	0	32,000	32,000			
Group Insur/Dependent	51.2110						0						
Group Insurance ACA Fees	51.2111	126	5				0						
FICA	51.2200	23,045	25,425	23,815		23,394	28,073	28,034	30,594	30,594			
Retirement	51.2400	2,191	2,485	2,410		332	399	2,400	2,400	2,400			
Unemployment Insurance	51.2600					17,867	21,440						
Work Comp	51.2700	11,800	15,200	10,242			0	25,000	16,000	16,000			
Medical Service	52.1260	915	175	521		224	269	150	250	250			
Scale Repair	52.2152	4,017		3,165			0						
Repairs/Outside Labor	52.2206	3,001	1,722	7,365		5,614	6,737	6,000	6,000	6,000		-100%	
Insurance							0						
Communications	52.3200	4,776	5,247	4,937		4,177	5,012	5,000	5,000	5,000		-100%	
Postage	52.3210	312	277	207		275	330	200	200	200			
Advertising	52.3300	174		177		78	94						
Waste Management	52.3910	704,203	810,255	837,420		781,868	938,241	800,000	970,000	970,000		-100%	
Grinding	52.3930	16,360	16,275	12,970		23,518	28,221	17,500	17,500	17,500		-100%	
energy	53.1200	12,636	13,634	14,568		11,034	13,240	13,000	13,500	13,500			
Garbage bags	53.1550	26,740				41,717	50,060	30,000	30,000	30,000		-100%	
Costs of Sales	53.1555		26,429	28,509									
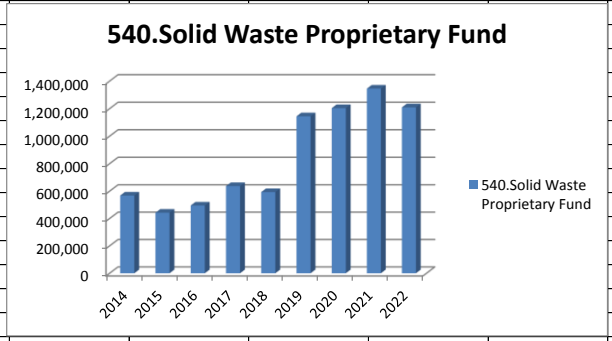
Other Supplies	53.1700	335	113	29		260	311	400	400	400			
Housekeeping supplies	53.1702	301	221	439		260	311	300	400	400			
Office supplies	53.1710	12,267	1,704	1,629		1,989	2,386	1,500	2,000	2,000		-100%	
Bldgs/Grounds supplies	53.1720	10,587	17,710	13,834		13,895	16,674	10,000	15,000	15,000		-100%	
Uniform rental	53.1740	1,857	2,338	2,595		2,212	2,655	2100	2,800	2,800			
Parts/repair	53.1750	21,908	17,552	20,111		13,411	16,093	15,000	1,500	1,500		-100%	
Oil/petroleum	53.1760	1,722	1,355	1,143		2,089	2,507	1500	2,000	2,000			
tires and tubes	53.1770	2,175	4,843	4,181		3,314	3,977	5,000	5,000	5,000		-100%	
scrap tire removal	53.1772	2,193	2,113	1,709		4,593	5,512	3,000	5,000	5,000			
Batteries	53.1780	497	209	711		625	750	500					
DOR Highway Impact Fee	53.1781	338	300	326			0	350	350	350			
Gasoline	53.1790	2,785	3,407	1,753		1,739	2,086	2,500	2,500	2,500			
diesel	53.1800	11,811	14,130	12,780		11,653	13,984	13,000	14,000	14,000		-100%	
Depreciation		29,968	24,730	25,246									
Total Operating Expenses 451		**1,198,255**	**1,374,572**	**1,383,791**	**1,548,669**	**1,300,861**	**1,561,033**	**1,358,589**	**1,574,812**	**1,574,812**	**0**	-100%	
45600.EXPENDITURES/Closure and Post Closure													
Hayes, James & Assoc (GW)	52.1210						0						
Engineering Services (Methane)	52.1215						0	5,000	5,000	5,000		-100%	note 6
Engineering Services- Ground Wate	52.1220					1,563	1,875	15,000	15,000	15,000		-100%	note 7
Testing/Analytical Svc	52.1310	11,510	11,510			29,400	29,400	25,000	25,000	25,000		-100%	note 8
Bushhog Landfill	52.3160											#DIV/0!	
Other Equipment	54.2500												
Audit Adjustment			(37,853)										
Total Post Closure Expenses		**11,510**	**(26,343)**			**30,963**	**31,275**	**45,000**	**45,000**	**45,000**	**0**	#DIV/0!	
Total Expenses		**1,209,765**	**1,348,229**		**1,548,669**	**1,331,824**	**1,592,308**	**1,403,589**	**1,619,812**	**1,619,812**	**0**		(1,403,589)
Rev-exp (fund balance transfer)		**104,547**	**117,156**	**1,469,049**	**53,612**	**113,510**	**142,014**	**(257,589)**	**(136,312)**	**(136,312)**	**0**		
		104,547	117,156	1,469,049	53,612	113,510	142,014	(257,589)	(136,312)	(136,312)	0		
Cash BALANCE 2002													
Cash BALANCE 2003													
Cash BALANCE 2004													
FUND BALANCE 2005		Fund Balance											
FUND BALANCE 2006	2006	**1,862,501**	206,107	11%									
FUND BALANCE 2007	2007	**2,061,061**	198,560	10%									
FUND BALANCE 2008	2008	**1,650,475**	(410,586)	-25%									
FUND BALANCE 2009	2009	**1,436,015**	(214,460)	-15%									
FUND BALANCE 2010	2010	**1,281,784**	(154,231)	-12%									
FUND BALANCE 2011	2011	**877,466**	(404,318)	-46%									
FUND BALANCE 2012	2012	**848,469**	(28,997)	-3%									
FUND BALANCE 2013	2013	**789,127**	(59,342)	-8%									
FUND BALANCE 2014	2014	**567,659**	(221,468)	-39%									
FUND BALANCE 2015	2015	**442,118**	(125,541)	-28%									
FUND BALANCE 2016	2016	**494,757**	52,639	11%									
FUND BALANCE 2017	2017	**636,771**	142,014	22%									
FUND BALANCE 2018	2018	**592,883**	(43,888)	-7%									
FUND BALANCE 2019	2019	**1,144,048**	551,165	48%									
FUND BALANCE 2020	2020	**1,203,253**	59,205	5%									
Potential FUND BALANCE 2021	2021	**1,345,267**	142,014	11%